PLACE SEAL HERE

AP® Physics 2: Algebra-Based Exam

SECTION I: Multiple Choice

2015

DO NOT OPEN THIS BOOKLET UNTIL YOU ARE TOLD TO DO SO.

At a Glance

Total Time
1 hour, 30 minutes
Number of Questions
40
Percent of Total Score
50%
Writing Instrument
Pencil required
Electronic Device
Calculator allowed

Instructions

Section I of this exam contains 40 multiple-choice questions. Pages containing equations and other information are also printed in this booklet. Calculators, rulers, and straightedges may be used in this section.

Indicate all of your answers to the multiple-choice questions on the answer sheet. No credit will be given for anything written in this exam booklet, but you may use the booklet for notes or scratch work.

Because this section offers only four answer options for each question, do not mark the (E) answer circle for any question. If you change an answer, be sure that the previous mark is erased completely.

For questions 1 through 36, select the single best answer choice for each question. After you have decided which of the choices is best, completely fill in the corresponding circle on the answer sheet. Here is a sample question and answer.

Sample Question	Sample Answer
Chicago is a (A) state (B) city (C) country (D) continent	Ⓐ ● Ⓒ Ⓓ Ⓔ

For questions 131 through 134, select the two best answer choices for each question. After you have decided which two choices are best, completely fill in the two corresponding circles on the answer sheet. Here is a sample question and answer.

Sample Question	Sample Answer
New York is a (A) state (B) city (C) country (D) continent	● ● Ⓒ Ⓓ

Use your time effectively, working as quickly as you can without losing accuracy. Do not spend too much time on any one question. Go on to other questions and come back to the ones you have not answered if you have time. It is not expected that everyone will know the answers to all of the multiple-choice questions.

Your total score on Section I is based only on the number of questions answered correctly. Points are not deducted for incorrect answers or unanswered questions.

PLACE SEAL HERE

PLACE SEAL HERE
DO NOT seal answer sheet inside

AP® PHYSICS 2 TABLE OF INFORMATION

CONSTANTS AND CONVERSION FACTORS	
Proton mass, $m_p = 1.67 \times 10^{-27}$ kg	Electron charge magnitude, $e = 1.60 \times 10^{-19}$ C
Neutron mass, $m_n = 1.67 \times 10^{-27}$ kg	1 electron volt, $1 \text{ eV} = 1.60 \times 10^{-19}$ J
Electron mass, $m_e = 9.11 \times 10^{-31}$ kg	Speed of light, $c = 3.00 \times 10^{8}$ m/s
Avogadro's number, $N_0 = 6.02 \times 10^{23}$ mol^{-1}	Universal gravitational constant, $G = 6.67 \times 10^{-11}$ m^3/kg·s^2
Universal gas constant, $R = 8.31$ J/(mol·K)	Acceleration due to gravity at Earth's surface, $g = 9.8$ m/s^2
Boltzmann's constant, $k_B = 1.38 \times 10^{-23}$ J/K	
1 unified atomic mass unit,	$1 \text{ u} = 1.66 \times 10^{-27}$ kg $= 931$ MeV/c^2
Planck's constant,	$h = 6.63 \times 10^{-34}$ J·s $= 4.14 \times 10^{-15}$ eV·s
	$hc = 1.99 \times 10^{-25}$ J·m $= 1.24 \times 10^{3}$ eV·nm
Vacuum permittivity,	$\varepsilon_0 = 8.85 \times 10^{-12}$ C^2/N·m^2
Coulomb's law constant,	$k = 1/4\pi\varepsilon_0 = 9.0 \times 10^{9}$ N·m^2/C^2
Vacuum permeability,	$\mu_0 = 4\pi \times 10^{-7}$ (T·m)/A
Magnetic constant,	$k' = \mu_0/4\pi = 1 \times 10^{-7}$ (T·m)/A
1 atmosphere pressure,	$1 \text{ atm} = 1.0 \times 10^{5}$ N/m^2 $= 1.0 \times 10^{5}$ Pa

UNIT SYMBOLS								
	meter,	m	mole,	mol	watt,	W	farad,	F
	kilogram,	kg	hertz,	Hz	coulomb,	C	tesla,	T
	second,	s	newton,	N	volt,	V	degree Celsius,	°C
	ampere,	A	pascal,	Pa	ohm,	Ω	electron volt,	eV
	kelvin,	K	joule,	J	henry,	H		

PREFIXES		
Factor	Prefix	Symbol
10^{12}	tera	T
10^{9}	giga	G
10^{6}	mega	M
10^{3}	kilo	k
10^{-2}	centi	c
10^{-3}	milli	m
10^{-6}	micro	μ
10^{-9}	nano	n
10^{-12}	pico	p

VALUES OF TRIGONOMETRIC FUNCTIONS FOR COMMON ANGLES							
θ	0°	30°	37°	45°	53°	60°	90°
$\sin\theta$	0	1/2	3/5	$\sqrt{2}/2$	4/5	$\sqrt{3}/2$	1
$\cos\theta$	1	$\sqrt{3}/2$	4/5	$\sqrt{2}/2$	3/5	1/2	0
$\tan\theta$	0	$\sqrt{3}/3$	3/4	1	4/3	$\sqrt{3}$	∞

The following conventions are used in this exam.

I. The frame of reference of any problem is assumed to be inertial unless otherwise stated.
II. In all situations, positive work is defined as work done on a system.
III. The direction of current is conventional current: the direction in which positive charge would drift.
IV. Assume all batteries and meters are ideal unless otherwise stated.
V. Assume edge effects for the electric field of a parallel plate capacitor unless otherwise stated.
VI. For any isolated electrically charged object, the electric potential is defined as zero at infinite distance from the charged object

AP® PHYSICS 2 EQUATIONS

MECHANICS

$v_x = v_{x0} + a_x t$

$x = x_0 + v_{x0} t + \frac{1}{2} a_x t^2$

$v_x^2 = v_{x0}^2 + 2a_x (x - x_0)$

$\vec{a} = \frac{\sum \vec{F}}{m} = \frac{\vec{F}_{net}}{m}$

$|\vec{F}_f| \le \mu |\vec{F}_n|$

$a_c = \frac{v^2}{r}$

$\vec{p} = m\vec{v}$

$\Delta \vec{p} = \vec{F} \Delta t$

$K = \frac{1}{2} m v^2$

$\Delta E = W = F_{\parallel} d = F d \cos\theta$

$P = \frac{\Delta E}{\Delta t}$

$\theta = \theta_0 + \omega_0 t + \frac{1}{2} \alpha t^2$

$\omega = \omega_0 + \alpha t$

$x = A\cos(\omega t) = A\cos(2\pi f t)$

$x_{cm} = \frac{\sum m_i x_i}{\sum m_i}$

$\vec{\alpha} = \frac{\sum \vec{\tau}}{I} = \frac{\vec{\tau}_{net}}{I}$

$\tau = r_{\perp} F = rF\sin\theta$

$L = I\omega$

$\Delta L = \tau \Delta t$

$K = \frac{1}{2} I \omega^2$

$|\vec{F}_s| = k|\vec{x}|$

a = acceleration
A = amplitude
d = distance
E = energy
F = force
f = frequency
I = rotational inertia
K = kinetic energy
k = spring constant
L = angular momentum
ℓ = length
m = mass
P = power
p = momentum
r = radius or separation
T = period
t = time
U = potential energy
v = speed
W = work done on a system
x = position
y = height
α = angular acceleration
μ = coefficient of friction
θ = angle
τ = torque
ω = angular speed

$U_s = \frac{1}{2} k x^2$

$\Delta U_g = mg\Delta y$

$T = \frac{2\pi}{\omega} = \frac{1}{f}$

$T_s = 2\pi\sqrt{\frac{m}{k}}$

$T_p = 2\pi\sqrt{\frac{\ell}{g}}$

$|\vec{F}_g| = G\frac{m_1 m_2}{r^2}$

$\vec{g} = \frac{\vec{F}_g}{m}$

$U_G = -\frac{G m_1 m_2}{r}$

ELECTRICITY AND MAGNETISM

$|\vec{F}_E| = \frac{1}{4\pi\varepsilon_0} \frac{|q_1 q_2|}{r^2}$

$\vec{E} = \frac{\vec{F}_E}{q}$

$|\vec{E}| = \frac{1}{4\pi\varepsilon_0} \frac{|q|}{r^2}$

$\Delta U_E = q\Delta V$

$V = \frac{1}{4\pi\varepsilon_0} \frac{q}{r}$

$|\vec{E}| = \left|\frac{\Delta V}{\Delta r}\right|$

$\Delta V = \frac{Q}{C}$

$C = \kappa\varepsilon_0 \frac{A}{d}$

$E = \frac{Q}{\varepsilon_0 A}$

$U_C = \frac{1}{2} Q\Delta V = \frac{1}{2} C(\Delta V)^2$

$I = \frac{\Delta Q}{\Delta t}$

$R = \frac{\rho\ell}{A}$

$P = I\,\Delta V$

$I = \frac{\Delta V}{R}$

$R_s = \sum_i R_i$

$\frac{1}{R_p} = \sum_i \frac{1}{R_i}$

$C_p = \sum_i C_i$

$\frac{1}{C_s} = \sum_i \frac{1}{C_i}$

$B = \frac{\mu_0}{2\pi} \frac{I}{r}$

A = area
B = magnetic field
C = capacitance
d = distance
E = electric field
$\mathcal{E}$ = emf
F = force
I = current
ℓ = length
P = power
Q = charge
q = point charge
R = resistance
r = separation
t = time
U = potential (stored) energy
V = electric potential
v = speed
κ = dielectric constant
ρ = resistivity
θ = angle
Φ = flux

$\vec{F}_M = q\vec{v} \times \vec{B}$

$|\vec{F}_M| = |q\vec{v}||\sin\theta||\vec{B}|$

$\vec{F}_M = I\vec{\ell} \times \vec{B}$

$|\vec{F}_M| = |I\vec{\ell}||\sin\theta||\vec{B}|$

$\Phi_B = \vec{B} \cdot \vec{A}$

$\Phi_B = |\vec{B}|\cos\theta|\vec{A}|$

$\mathcal{E} = -\frac{\Delta\Phi_B}{\Delta t}$

$\mathcal{E} = B\ell v$

AP® PHYSICS 2 EQUATIONS

FLUID MECHANICS AND THERMAL PHYSICS

$\rho = \frac{m}{V}$

$P = \frac{F}{A}$

$P = P_0 + \rho gh$

$F_b = \rho V g$

$A_1 v_1 = A_2 v_2$

$P_1 + \rho g y_1 + \frac{1}{2}\rho {v_1}^2 = P_2 + \rho g y_2 + \frac{1}{2}\rho {v_2}^2$

$\frac{Q}{\Delta t} = \frac{kA\,\Delta T}{L}$

$PV = nRT = Nk_BT$

$K = \frac{3}{2}k_BT$

$W = -P\Delta V$

$\Delta U = Q + W$

A = area
F = force
h = depth
k = thermal conductivity
K = kinetic energy
L = thickness
m = mass
n = number of moles
N = number of molecules
P = pressure
Q = energy transferred to a system by heating
T = temperature
t = time
U = internal energy
V = volume
v = speed
W = work done on a system
y = height
ρ = density

MODERN PHYSICS

$E = hf$

$K_{max} = hf - \phi$

$\lambda = \frac{h}{p}$

$E = mc^2$

E = energy
f = frequency
K = kinetic energy
m = mass
p = momentum
λ = wavelength
ϕ = work function

WAVES AND OPTICS

$\lambda = \frac{v}{f}$

$n = \frac{c}{v}$

$n_1 \sin\theta_1 = n_2 \sin\theta_2$

$\frac{1}{s_i} + \frac{1}{s_o} = \frac{1}{f}$

$|M| = \left|\frac{h_i}{h_o}\right| = \left|\frac{s_i}{s_o}\right|$

$\Delta L = m\lambda$

$d\sin\theta = m\lambda$

d = separation
f = frequency or focal length
h = height
L = distance
M = magnification
m = an integer
n = index of refraction
s = distance
v = speed
λ = wavelength
θ = angle

GEOMETRY AND TRIGONOMETRY

Rectangle
$A = bh$

Triangle
$A = \frac{1}{2}bh$

Circle
$A = \pi r^2$
$C = 2\pi r$

Rectangular solid
$V = \ell wh$

Cylinder
$V = \pi r^2 \ell$
$S = 2\pi r\ell + 2\pi r^2$

Sphere
$V = \frac{4}{3}\pi r^3$
$S = 4\pi r^2$

A = area
C = circumference
V = volume
S = surface area
b = base
h = height
ℓ = length
w = width
r = radius

Right triangle
$c^2 = a^2 + b^2$

$\sin\theta = \frac{a}{c}$

$\cos\theta = \frac{b}{c}$

$\tan\theta = \frac{a}{b}$

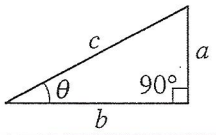

PHYSICS 2

Section I

40 Questions

Time—90 minutes

Note: To simplify calculations, you may use $g = 10\ \text{m/s}^2$ in all problems.

Directions: Each of the questions or incomplete statements below is followed by four suggested answers or completions. Select the one that is best in each case and then fill in the corresponding circle on the answer sheet.

1. Three objects—X, Y, and Z—are each given an excess electric charge. The objects are then brought near each other in pairs but do not touch. It is found that X and Y attract each other, Y and Z repel, and X and Z attract. Which of the following is a correct conclusion about the signs of the charges that can be drawn from these observations?

   (A) X and Y have charges of the same sign, and Z has a charge of the opposite sign.
   (B) X and Z have charges of the same sign, and Y has a charge of the opposite sign.
   (C) Y and Z have charges of the same sign, and X has a charge of the opposite sign.
   (D) X, Y, and Z all have charges of the same sign.

2. Each of the figures below shows the path of a charged particle moving in the plane of the page in a magnetic field that is perpendicular to the page. If the mass, speed, and charge of the particles are the same, in which case does the field have the greatest magnitude?

   (A)

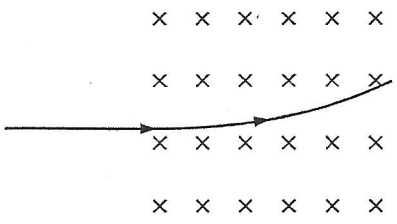

   (B)

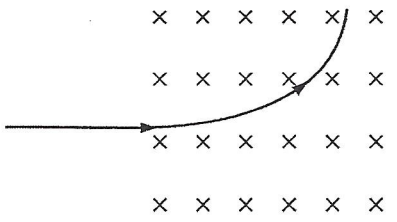

   (C)

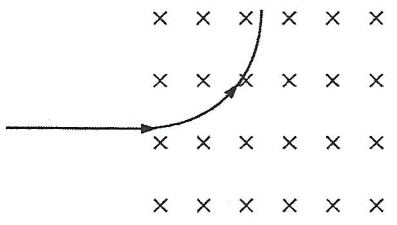

   (D)

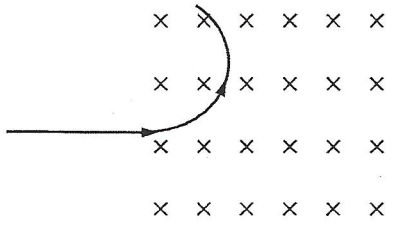

Unauthorized copying or reuse of any part of this page is illegal.

GO ON TO THE NEXT PAGE.

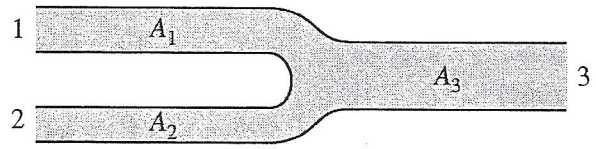

3. The figure above shows pipe 1 of cross-sectional area A_1 and pipe 2 of cross-sectional area A_2, which merge into pipe 3 of cross-sectional area A_3. The water in pipes 1 and 2 flows with speeds v_1 and v_2, respectively. What is the speed of the water in pipe 3 ?

(A) $\dfrac{A_1v_1 + A_2v_2}{A_3}$

(B) $\dfrac{A_1v_1 - A_2v_2}{A_3}$

(C) $\dfrac{(A_1 + A_2)(v_1 + v_2)}{A_3}$

(D) $A_3\left(\dfrac{v_1}{A_1} + \dfrac{v_2}{A_2}\right)$

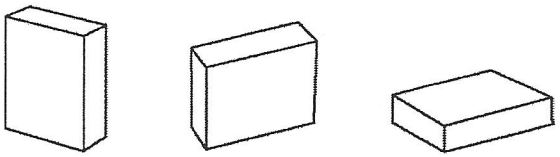

4. A hollow rectangular box is filled with a liquid and can be placed in any of the three orientations shown above. In which orientation will the fluid pressure at the bottom of the box be greatest, and why?

(A) Orientation X, because pressure at the bottom of a fluid is greater when the vertical height of the fluid is greater

(B) Orientation Y, because pressure at the bottom of a fluid is greater when the width times the height of the fluid is greater

(C) Orientation Z, because pressure at the bottom of a fluid is greater when the area of the bottom surface is greater

(D) All three orientations have the same pressure, because the weight of the fluid is the same in each case.

5. An engineer has four wires made of the same material and wants to determine the material's resistivity. The engineer measures the length L and cross-sectional area A of each wire. The engineer then applies a potential difference V across each wire and measures the resulting current I. To estimate the resistivity of the material using only the slope of a graph of the data, which of the following should be graphed as a function of L/A?

(A) V
(B) I
(C) V/I
(D) I/V

Unauthorized copying or reuse of any part of this page is illegal.

GO ON TO THE NEXT PAGE.

6. An ideal gas is taken from initial state i at pressure P_0 and volume V_0 to final state f at pressure $2P_0$ and volume $2V_0$. The figures below represent four possible processes by which the gas can be taken from state i to state f. For which process is the work done by the gas greatest?

(A)

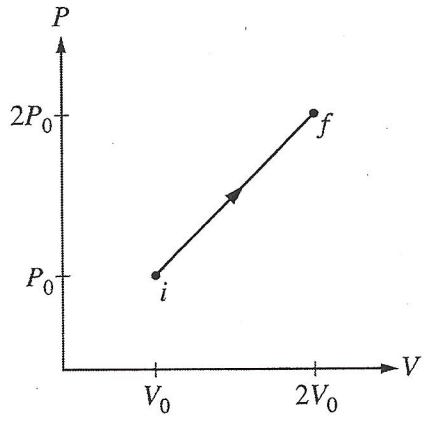

(B)

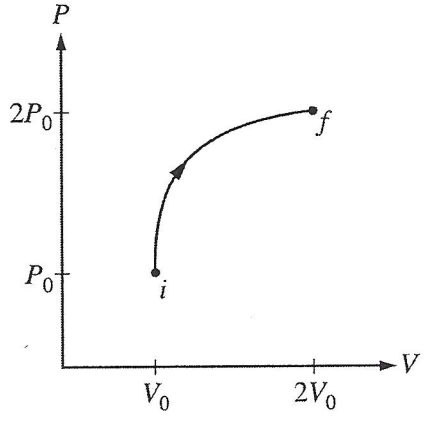

(C)

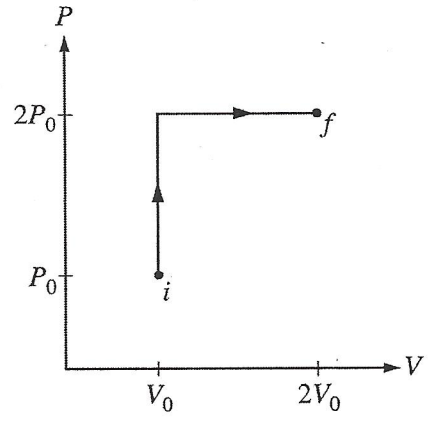

(D)

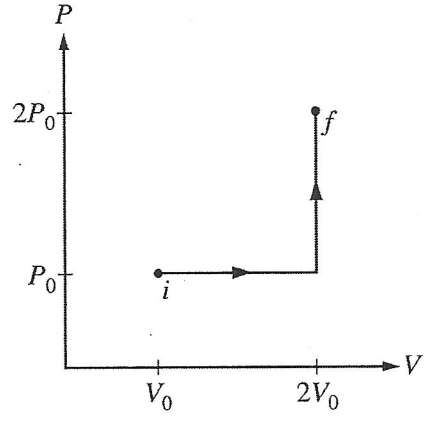

Unauthorized copying or reuse of any part of this page is illegal.

GO ON TO THE NEXT PAGE.

Questions 7-8 refer to the following material.

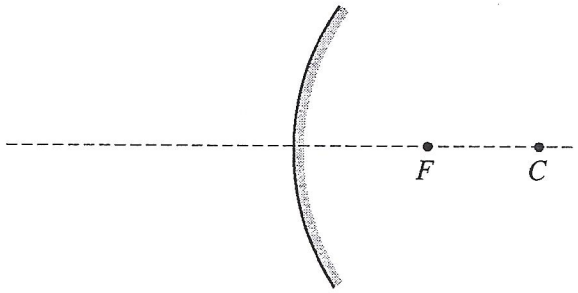

The figure above shows a convex mirror, its focal point F, and its center of curvature C.

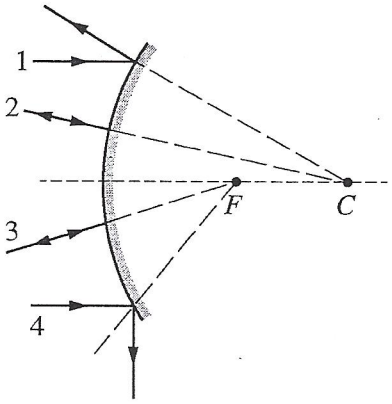

7. Which of the rays shown above is correct for this mirror?

   (A) 1
   (B) 2
   (C) 3
   (D) 4

8. An object is located 2 m to the left of the mirror. If point C is 30 cm from the mirror, what is the approximate location of the object's image?

   (A) 26 cm to the right of the mirror
   (B) 14 cm to the right of the mirror
   (C) 16 cm to the left of the mirror
   (D) 35 cm to the left of the mirror

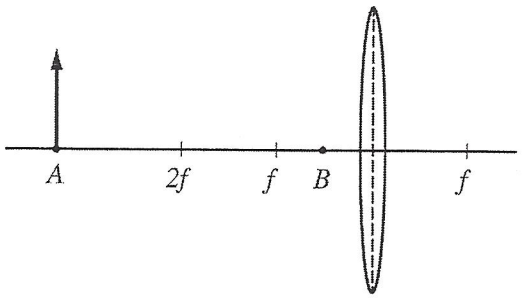

9. In the figure above, an object is moved from position A to position B. How does the image formed by the lens change during the move?

   (A) From real, reduced, and inverted to virtual, reduced, and upright
   (B) From real, reduced, and inverted to virtual, enlarged, and upright
   (C) From virtual, enlarged, and upright to real, reduced, and inverted
   (D) From virtual, enlarged, and inverted to real, enlarged, and inverted

Unauthorized copying or reuse of any part of this page is illegal.

GO ON TO THE NEXT PAGE.

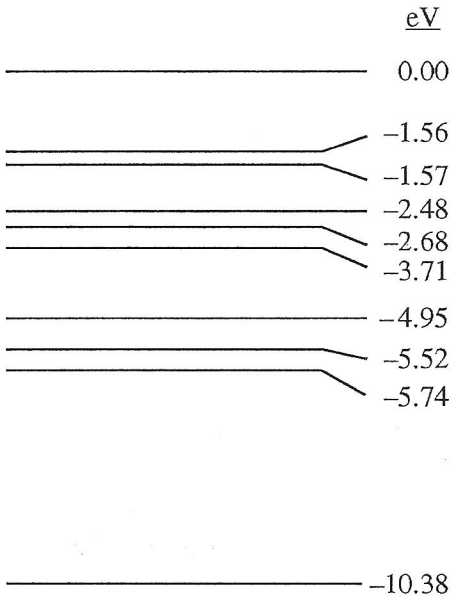

10. The figure above shows energy levels for a mercury atom. A photon with energy 2.03 eV is incident on a mercury atom that is in its first excited state. The atom absorbs the photon and subsequently makes a transition to its ground state. Which of the following correctly describes the process the atom goes through?

(A) It starts at −10.38 eV , transitions to −3.71 eV , and ends at −5.74 eV .
(B) It starts at −5.74 eV , transitions to −3.71 eV , and ends at −5.74 eV .
(C) It starts at −5.74 eV , transitions to −3.71 eV , and ends at −10.38 eV .
(D) It starts at −10.38 eV , transitions to −8.35 eV , and returns to −10.38 eV .

11. The following equation represents positron-electron annihilation, in which a positron and an electron become two photons.

$$e^+ + e^- \rightarrow \gamma_1 + \gamma_2$$

Which of the following correctly explains a reason why the interaction is possible?

(A) The photons have no charge, so total charge is conserved.
(B) Two particles become two particles, so the number of particles is conserved.
(C) Each side of the equation has only one type of particle.
(D) Each particle has the same kinetic energy.

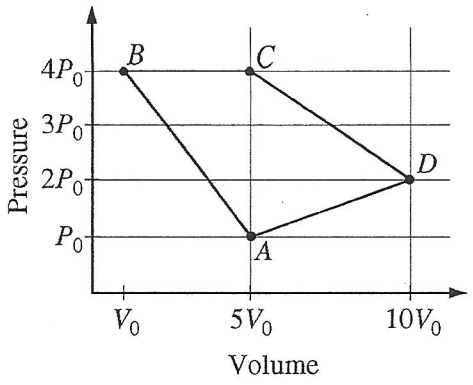

12. In a laboratory experiment, students recorded the pressure and volume of a sample of ideal gas as its temperature was varied. Their results are represented in the figure above. Which of the following ranks the internal energy U of the gas at the labeled points from greatest to least?

(A) $(U_B = U_C) > U_D > U_A$
(B) $(U_C = U_D) > U_B > U_A$
(C) $(U_C = U_D) > U_A > U_B$
(D) $U_D > (U_C = U_A) > U_B$

13. A 20 kΩ resistor is connected in series with an initially uncharged 100 μF capacitor and a 5 V battery. What is the charge on the capacitor when the circuit has reached steady state?

(A) 5×10^4 C
(B) 2.5×10^{-1} C
(C) 2.5×10^{-4} C
(D) 5×10^{-4} C

Unauthorized copying or reuse of any part of this page is illegal.

GO ON TO THE NEXT PAGE.

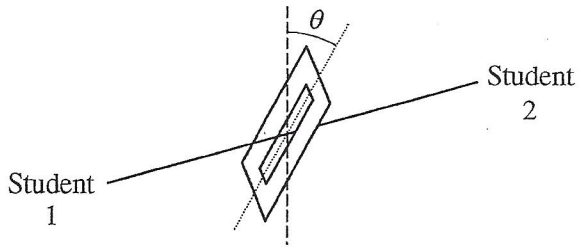

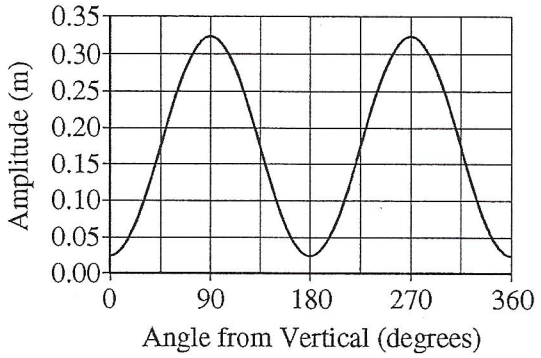

14. Student 1 and student 2 pull on opposite ends of a horizontal string that passes through a long, thin slit in a piece of cardboard, as shown in the top figure above. The plane of the cardboard is kept vertical, and the slit can be rotated so its angle θ relative to the dashed vertical line changes. Student 1 shakes the string, creating a transverse periodic wave of constant amplitude. At his end of the string, student 2 measures the amplitude of the wave that comes through the slit as a function of the angle of the slit relative to vertical. Student 2's data is shown in the graph. In what direction is student 1 shaking the string?

(A) Horizontally
(B) Vertically
(C) At 45° to vertical
(D) Toward and away from the slit

15. A particle with charge Q and mass M has instantaneous speed u_1 when it is at a position where the electric potential is V_1. At a later time, the particle has moved a distance R away to a position where the electric potential is V_2. Which of the following equations can be used to find the speed un of the particle at the new position?

(A) $\frac{1}{2}M\left(u_2^2 - u_1^2\right) = Q(V_1 - V_2)$

(B) $\frac{1}{2}M(u_2 - u_1)^2 = Q(V_1 - V_2)$

(C) $\frac{1}{2}Mu_2^2 = QV_1$

(D) $\frac{1}{2}Mu_2^2 = \frac{1}{4\pi\varepsilon_0}\frac{Q^2}{R}$

Questions 16-18 refer to the following material.

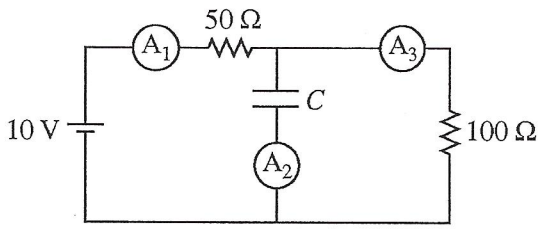

The figure above shows a 10 V battery connected in a circuit with two resistors, a parallel-plate capacitor of capacitance C, and three ammeters. The circuit has been connected for a long time.

16. Let I_i be the current in ammeter A_i. Which of the following correctly ranks the currents in the three ammeters?

(A) $(I_1 = I_3) > I_2$
(B) $I_1 > (I_3 = I_2)$
(C) $I_1 > I_3 > I_2$
(D) $I_3 > (I_1 = I_2)$

Unauthorized copying or reuse of any part of this page is illegal.

GO ON TO THE NEXT PAGE.

17. Which of the following is correct about the voltage V_C across the capacitor?

(A) $V_C = 0$
(B) $0 < V_C < 10$ V
(C) $V_C = 10$ V
(D) $V_C > 10$ V

18. Assume the capacitance C of the capacitor is known. The gap between the capacitor's plates is now filled with an unknown insulating material, and the circuit is again left connected for a long time. Measuring which of the following provides enough information to determine the unknown material's dielectric constant κ?

(A) The potential difference across the capacitor and the current in each branch of the circuit
(B) The potential difference across the capacitor and the charge on one of its plates
(C) The potential difference across the capacitor and the charge on the dielectric material
(D) The separation between the capacitor plates and the area of the plates

---

19. An ideal gas with molecules of mass m is contained in a cube with sides of area A. The average vertical component of the velocity of the gas molecules is v, and N molecules hit the side of the cube in a time Δt. What is the pressure exerted by the gas on the bottom of the cube?

(A) $mv/A\Delta t$
(B) $2mv/A\Delta t$
(C) $Nmv/A\Delta t$
(D) $2Nmv/A\Delta t$

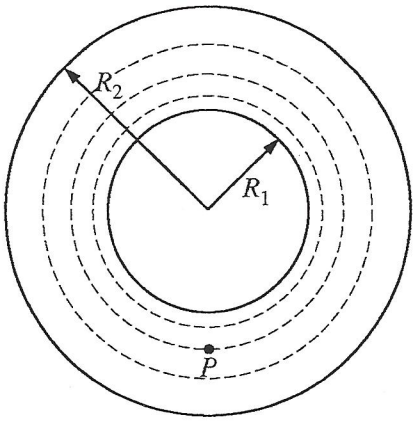

20. The figure above represents two charged, concentric conducting shells with radii R_1 and R_2. The space between the shells is filled with air. The dashed lines represent equipotentials. The electric field just outside the inner shell has magnitude E_1, and the electric field just inside the outer shell has magnitude E_2. Which of the following statements is true of the magnitude E of the electric field at point P?

(A) $E = 0$
(B) $E_1 > E > E_2$
(C) $E = E_1$
(D) $E_1 < E < E_2$

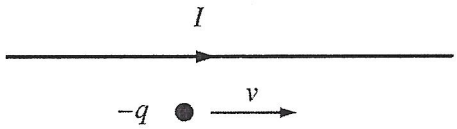

21. An object with charge $-q$ is in motion near a wire that has a current I to the right. At the instant shown in the figure above, the object is traveling to the right with speed v. Both the wire and the motion of the object are in the plane of the page. Which of the following statements is true about the force on the object due to the current I at the instant shown?

(A) The force is directed toward the top of the page.
(B) The force is directed toward the bottom of the page.
(C) The force is directed toward the right.
(D) There is no force on the object due to the current.

Unauthorized copying or reuse of any part of this page is illegal.

GO ON TO THE NEXT PAGE.

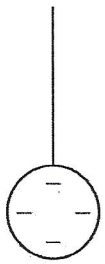

Metal

22. A metal sphere with a small negative charge hangs vertically from a light thread, as shown in the figure above. The metal sphere is then brought near but does not touch an uncharged plastic sphere of the same size that is also hanging vertically on a light thread. Which of the following best shows the two spheres after they have reached equilibrium?

(A)

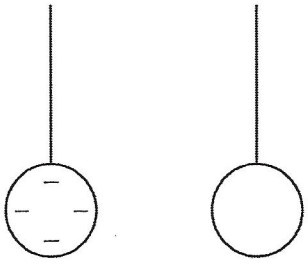

Metal Plastic

(B)

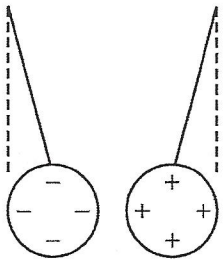

Metal Plastic

(C)

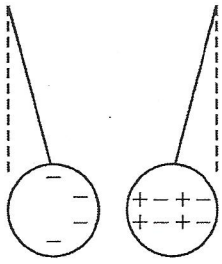

Metal Plastic

(D)

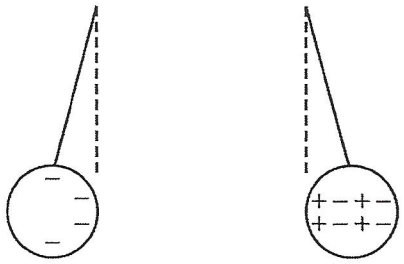

Metal Plastic

Unauthorized copying or reuse of any part of this page is illegal.

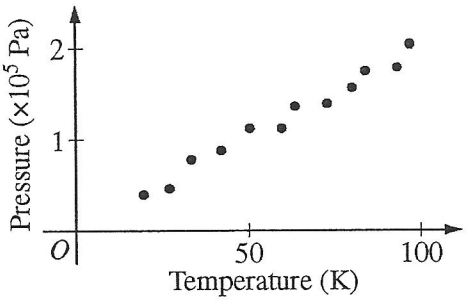

23. A sample of gas is in a container of fixed volume. The pressure of the gas is measured as its absolute temperature is increased. A graph of pressure measurements as a function of temperature is shown above. According to the ideal gas law, which of the following will be true if the container volume is reduced to half the original value and the experiment is repeated?

(A) The graph will still show a linear relationship that extrapolates to the origin, but with a smaller slope.
(B) The graph will still show a linear relationship that extrapolates to the origin, but with a larger slope.
(C) The graph will still show a linear relationship, but it will not extrapolate to the origin.
(D) The graph will not show a linear relationship, but it will still extrapolate to the origin.

24. Two containers, each holding a different gas, are brought into thermal contact. The gas atoms in container *X* have twice the mass and half the average speed of the gas atoms in container *Y*. Which of the following best describes the energy transfer by thermal conduction, if any, between the two containers?

(A) There is a net energy transfer from container *X* to container *Y*.
(B) There is a net energy transfer from container *Y* to container *X*.
(C) There is no net energy transfer between the containers, because no atoms move between them.
(D) There is no net energy transfer between the containers, because energy is transferred at approximately equal rates in each direction.

25. A group of students wants to determine the internal resistance of a battery. They connect the battery to a variable resistor. The students measure the potential difference across the battery as a function of the current through the battery as they vary the resistance. Which of the following analyses of the data could be used to determine the internal resistance of the battery?

(A) Divide the potential difference across the battery by the current through it for each data point. The average of these calculations gives the internal resistance of the battery.
(B) Graph the potential difference across the battery as a function of the current through it. Extrapolate to find the *y*-intercept and divide this by the average of the current measurements to find the internal resistance of the battery.
(C) Find the best-fit straight line for a graph of potential difference across the battery as a function of the current through it. The absolute value of the slope represents the internal resistance of the battery.
(D) This data cannot be analyzed to give the internal resistance of the battery, because the potential difference across the battery does not depend on the current.

Unauthorized copying or reuse of any part of this page is illegal.

GO ON TO THE NEXT PAGE.

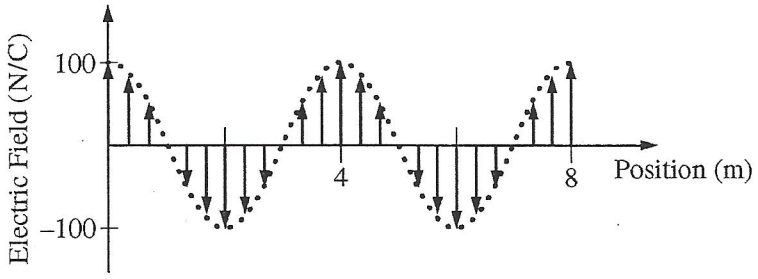

26. The figure above represents the electric field E as a function of position x due to a particular radio wave at time $t = 0$ s. Which of the following equations correctly describes the electric field?

(A) $E = (100 \text{ N/C}) \cos\left(\frac{\pi x}{1 \text{ m}}\right)$

(B) $E = (100 \text{ N/C}) \cos\left(\frac{\pi x}{2 \text{ m}}\right)$

(C) $E = (100 \text{ N/C}) \cos\left(\frac{\pi x}{4 \text{ m}}\right)$

(D) $E = (100 \text{ N/C}) \sin\left(\frac{\pi x}{4 \text{ m}}\right)$

Questions 27-28 refer to the following material.

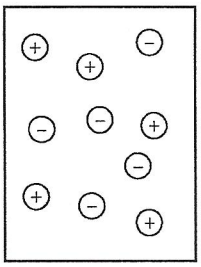

A very hot gas composed of equal numbers of positive and negative ions is in a closed, thermally insulated container and is in thermal equilibrium at temperature T_0. The figure above represents the initial distribution of the ions. A strong uniform electric field directed toward the bottom of the page is now created in and around the container, and the gas is allowed to reach a new thermal equilibrium at temperature T_1.

Unauthorized copying or reuse of any part of this page is illegal.

GO ON TO THE NEXT PAGE.

27. Which of the following best represents a possible distribution of the ions at temperature T_1 ?

(A) 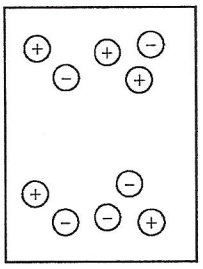

(B) 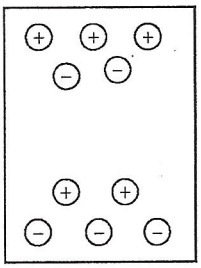

(C) 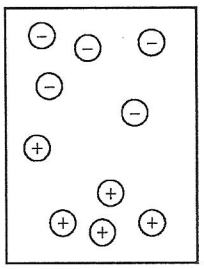

(D) 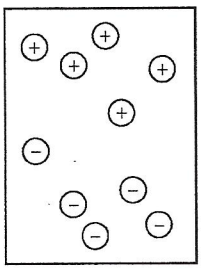

28. The electric field is now turned off, and the gas is allowed to reach a final equilibrium temperature T_2 . How does T_2 compare to T_1 , and why?

(A) T_2 is less, because the electric potential energy added by the field to separate the ions is gone once the field is turned off.

(B) T_2 is less, because pairs of positive and negative ions bond to become molecules once the field is turned off, and energy is required to create the bonds.

(C) T_2 is greater, because work is done on the ions in the process of turning off the field.

(D) T_2 is greater, because the electric potential energy of the separated ions is converted to kinetic energy as they mix and collide.

Unauthorized copying or reuse of any part of this page is illegal.

GO ON TO THE NEXT PAGE.

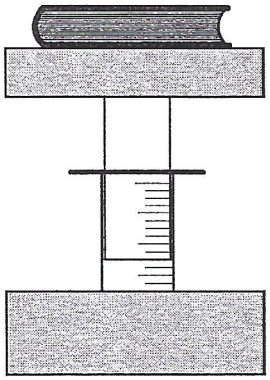

29. Students in a lab are given the plunger-syringe system represented above, which contains air at room temperature. The students take their physics textbooks and place them on top of the plunger one at a time. Each time a book is added, they allow the system to come to room temperature and then record the volume of the air in the syringe. Assume that air may be treated as an ideal gas. Which of the following best represents the expected graph of the volume of the air as a function of the number of books?

(A)



(B)

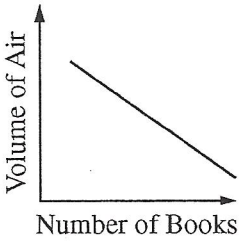

(C)

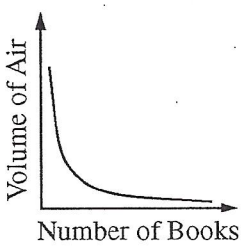

(D)



Unauthorized copying or reuse of any part of this page is illegal.

30. A hydrogen atom is isolated in a vacuum chamber. The electron is now separated from the proton and moved to a distance 1 cm away. Let F_G be the magnitude of the gravitational force between the proton and electron, and let F_E be the magnitude of the electric force between the proton and electron. How does the ratio F_G/F_E change as the particles are separated?

(A) F_G/F_E does not change; it is the same nonzero value for all separations.
(B) F_G/F_E becomes larger as the particles are moved apart.
(C) F_G/F_E becomes smaller as the particles are moved apart.
(D) F_G/F_E cannot be evaluated; it is undefined for all separations.

31. When the average speed of the molecules in a certain sample of gas is v, the absolute temperature of the gas is T. If the average speed of the molecules is doubled to $2v$, what is the new absolute temperature?

(A) $4T$
(B) $2T$
(C) T
(D) $\sqrt{2}T$

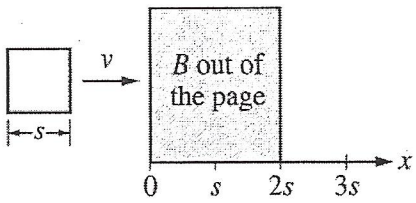

32. The gray rectangle in the figure above represents a region of uniform magnetic field directed out of the page. A square loop of wire of side s is in the plane of the page and is pulled at constant speed v through the field. Which of the following could show the current I in the loop as a function of the position of the right edge of the loop?

(A)
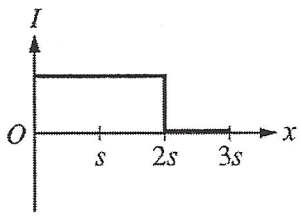

(B)
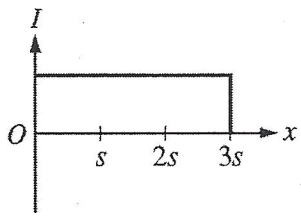

(C)
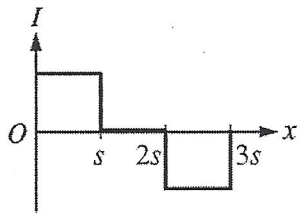

(D)
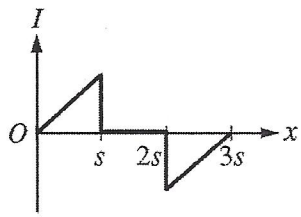

Unauthorized copying or reuse of any part of this page is illegal.

33. The mass of a proton is 1.673×10^{-27} kg, and the mass of a neutron is 1.675×10^{-27} kg. A proton and neutron combine to form a deuteron, releasing 3.520×10^{-13} J. What is the mass of the deuteron?

(A) 3.344×10^{-27} kg

(B) 3.348×10^{-27} kg

(C) 3.352×10^{-27} kg

(D) 3.911×10^{-30} kg

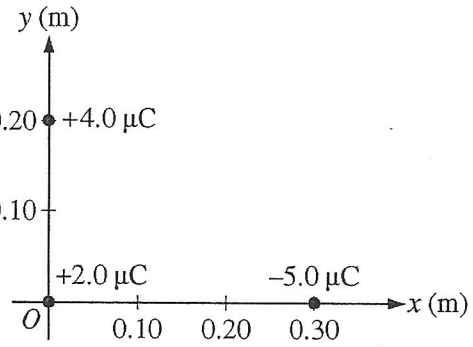

34. The figure above shows the locations and charges of three objects. The magnitude of the electric force exerted on the object located at the origin is most nearly

(A) 0.47 N
(B) 0.80 N
(C) 2.1 N
(D) 2.8 N

Unauthorized copying or reuse of any part of this page is illegal.

GO ON TO THE NEXT PAGE.

$$^{214}_{83}\text{Bi} \rightarrow \text{X} + \beta^{+}$$

35. In the decay represented above, what is the nucleon number of particle X?

(A) 82
(B) 83
(C) 213
(D) 214

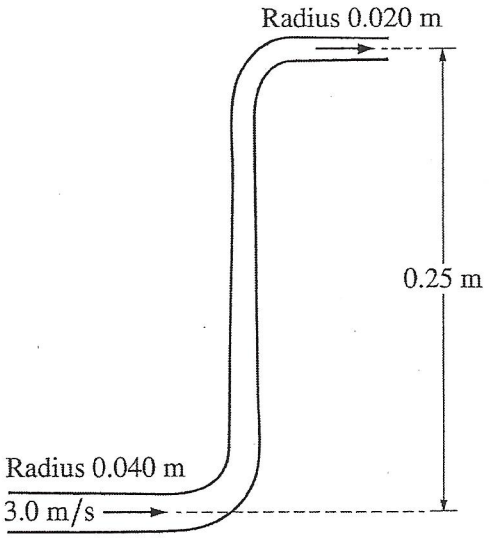

36. Water of density 1000 kg/m^3 flows at a speed of 3.0 m/s through a section of pipe of radius 0.040 m . The pipe bends upward to 0.25 m above its original height and tapers to a radius of 0.020 m , as shown in the figure above.

If the water pressure is 1.50×10^5 Pa in the lower part of the pipe, the water pressure in the upper part of the pipe is most nearly

(A) 0.80×10^5 Pa
(B) 1.48×10^5 Pa
(C) 1.53×10^5 Pa
(D) 2.29×10^5 Pa

Unauthorized copying or reuse of any part of this page is illegal.

GO ON TO THE NEXT PAGE.

Directions: For each of the questions or incomplete statements below, two of the suggested answers will be correct. For each of these questions, you must select both correct choices to earn credit. No partial credit will be earned if only one correct choice is selected. Select the two that are best in each case and then fill in the corresponding circles that begin with number 131 on page 3 of the answer sheet.

Unauthorized copying or reuse of any part of this page is illegal.

131. For which of the following phenomena is an explanation that treats light as a wave most appropriate? Select two answers.

(A) Visible light shining on a metal must have a minimum frequency to cause electrons to be emitted.
(B) Visible light shining on a multislit grating causes an interference pattern.
(C) X-rays impart some of their momentum to an electron, causing the x-rays to be scattered.
(D) X-rays incident on a crystalline solid create a diffraction pattern.

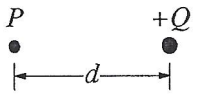

132. An isolated point charge $+Q$ is located a distance d to the right of point P, as shown above. The point charge is then moved a distance less than d. Movement in which of the following directions will result in a change in the direction of the electric field at point P ? Select two answers.

(A) Toward the left
(B) Toward the right
(C) Toward the top of the page
(D) Toward the bottom of the page

Unauthorized copying or reuse of any part of this page is illegal.

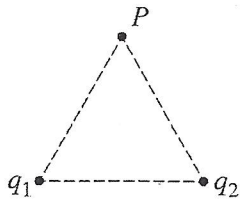

133. Two point charges, q_1 and q_2, of equal magnitude are at the vertices of an equilateral triangle, as shown above. The sign of each of the charges is unknown. A positive point charge is placed at vertex P and released from rest. Which of the following shows a possible direction of the initial acceleration of the positive point charge due to the net force exerted on it by q_1 and q_2? Select two answers.

(A)
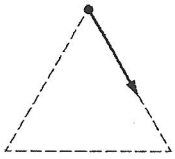

(B)
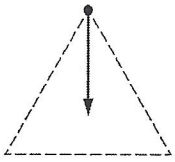

(C)
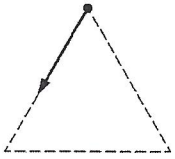

(D)
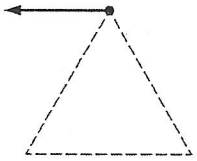

Unauthorized copying or reuse of any part of this page is illegal.

134. Some students performing a double-slit interference experiment with light want to increase the separation of the interference maxima to improve their measurement of the spacing between maxima. Which of the following changes by itself will accomplish this goal? Select two answers.

(A) Decreasing the distance between the light source and the slits
(B) Decreasing the separation between the slits
(C) Increasing the distance between the slits and the screen
(D) Using a light source that has a shorter wavelength

END OF SECTION I

**IF YOU FINISH BEFORE TIME IS CALLED,
YOU MAY CHECK YOUR WORK ON THIS SECTION.**

DO NOT GO ON TO SECTION II UNTIL YOU ARE TOLD TO DO SO.

MAKE SURE YOU HAVE DONE THE FOLLOWING.

- **PLACED YOUR AP NUMBER LABEL ON YOUR ANSWER SHEET**
- **WRITTEN AND GRIDDED YOUR AP NUMBER CORRECTLY ON YOUR ANSWER SHEET**
- **TAKEN THE AP EXAM LABEL FROM THE FRONT OF THIS BOOKLET AND PLACED IT ON YOUR ANSWER SHEET.**

Unauthorized copying or reuse of any part of this page is illegal.

AP® Physics 2: Algebra-Based Exam

SECTION II: Free Response

2015

DO NOT OPEN THIS BOOKLET UNTIL YOU ARE TOLD TO DO SO.

At a Glance

Total Time
1 hour, 30 minutes
Number of Questions
4
Percent of Total Score
50%
Writing Instrument
Either pencil or pen with black or dark blue ink
Electronic Device
Calculator allowed
Suggested Time
Approximately 25 minutes each for questions 2 and 3 and 20 minutes each for questions 1 and 4
Weight
Approximate weights:
Questions 2 and 3: 27% each
Questions 1 and 4: 23% each

IMPORTANT Identification Information

PLEASE PRINT WITH PEN:

1. First two letters of your last name ☐☐
   First letter of your first name ☐
2. Date of birth
   ☐☐ Month ☐☐ Day ☐☐☐☐ Year
3. Six-digit school code
   ☐☐☐☐☐☐
4. Unless I check the box below, I grant the College Board the unlimited right to use, reproduce, and publish my free-response materials, both written and oral, for educational research and instructional purposes. My name and the name of my school will not be used in any way in connection with my free-response materials. I understand that I am free to mark "No" with no effect on my score or its reporting.
   No, I do not grant the College Board these rights. ☐

Instructions

The questions for Section II are printed in this booklet. You may use any blank space in the booklet for scratch work, but you must write your answers in the spaces provided for each answer. A table of information and lists of equations that may be helpful are in the booklet. Calculators, rulers, and straightedges may be used in this section.

All final numerical answers should include appropriate units. Credit for your work depends on demonstrating that you know which physical principles would be appropriate to apply in a particular situation. Therefore, you should show your work for each part in the space provided after that part. If you need more space, be sure to clearly indicate where you continue your work. Credit will be awarded only for work that is clearly designated as the solution to a specific part of a question. Credit also depends on the quality of your solutions and explanations, so you should show your work.

Write clearly and legibly. Cross out any errors you make; erased or crossed-out work will not be scored. You may lose credit for incorrect work that is not crossed out.

Manage your time carefully. You may proceed freely from one question to the next. You may review your responses if you finish before the end of the exam is announced.

AP® PHYSICS 2 TABLE OF INFORMATION

CONSTANTS AND CONVERSION FACTORS

Proton mass,	$m_p = 1.67 \times 10^{-27}$ kg	Electron charge magnitude,	$e = 1.60 \times 10^{-19}$ C
Neutron mass,	$m_n = 1.67 \times 10^{-27}$ kg	1 electron volt,	1 eV $= 1.60 \times 10^{-19}$ J
Electron mass,	$m_e = 9.11 \times 10^{-31}$ kg	Speed of light,	$c = 3.00 \times 10^{8}$ m/s
Avogadro's number,	$N_0 = 6.02 \times 10^{23}$ mol^{-1}	Universal gravitational constant,	$G = 6.67 \times 10^{-11}$ m^3/kg·s^2
Universal gas constant,	$R = 8.31$ J/(mol·K)	Acceleration due to gravity at Earth's surface,	$g = 9.8$ m/s^2
Boltzmann's constant,	$k_B = 1.38 \times 10^{-23}$ J/K		

1 unified atomic mass unit,	$1\text{ u} = 1.66 \times 10^{-27}$ kg $= 931$ MeV/c^2
Planck's constant,	$h = 6.63 \times 10^{-34}$ J·s $= 4.14 \times 10^{-15}$ eV·s
	$hc = 1.99 \times 10^{-25}$ J·m $= 1.24 \times 10^{3}$ eV·nm
Vacuum permittivity,	$\varepsilon_0 = 8.85 \times 10^{-12}$ C^2/N·m^2
Coulomb's law constant,	$k = 1/4\pi\varepsilon_0 = 9.0 \times 10^{9}$ N·m^2/C^2
Vacuum permeability,	$\mu_0 = 4\pi \times 10^{-7}$ (T·m)/A
Magnetic constant,	$k' = \mu_0/4\pi = 1 \times 10^{-7}$ (T·m)/A
1 atmosphere pressure,	1 atm $= 1.0 \times 10^{5}$ N/m^2 $= 1.0 \times 10^{5}$ Pa

UNIT SYMBOLS								
	meter,	m	mole,	mol	watt,	W	farad,	F
	kilogram,	kg	hertz,	Hz	coulomb,	C	tesla,	T
	second,	s	newton,	N	volt,	V	degree Celsius,	°C
	ampere,	A	pascal,	Pa	ohm,	Ω	electron volt,	eV
	kelvin,	K	joule,	J	henry,	H		

PREFIXES		
Factor	Prefix	Symbol
10^{12}	tera	T
10^{9}	giga	G
10^{6}	mega	M
10^{3}	kilo	k
10^{-2}	centi	c
10^{-3}	milli	m
10^{-6}	micro	μ
10^{-9}	nano	n
10^{-12}	pico	p

VALUES OF TRIGONOMETRIC FUNCTIONS FOR COMMON ANGLES							
θ	0°	30°	37°	45°	53°	60°	90°
$\sin\theta$	0	1/2	3/5	$\sqrt{2}/2$	4/5	$\sqrt{3}/2$	1
$\cos\theta$	1	$\sqrt{3}/2$	4/5	$\sqrt{2}/2$	3/5	1/2	0
$\tan\theta$	0	$\sqrt{3}/3$	3/4	1	4/3	$\sqrt{3}$	∞

The following conventions are used in this exam.

I. The frame of reference of any problem is assumed to be inertial unless otherwise stated.
II. In all situations, positive work is defined as work done on a system.
III. The direction of current is conventional current: the direction in which positive charge would drift.
IV. Assume all batteries and meters are ideal unless otherwise stated.
V. Assume edge effects for the electric field of a parallel plate capacitor unless otherwise stated.
VI. For any isolated electrically charged object, the electric potential is defined as zero at infinite distance from the charged object

AP® PHYSICS 2 EQUATIONS

MECHANICS

$v_x = v_{x0} + a_x t$

$x = x_0 + v_{x0} t + \frac{1}{2} a_x t^2$

$v_x^2 = v_{x0}^2 + 2a_x (x - x_0)$

$\vec{a} = \frac{\sum \vec{F}}{m} = \frac{\vec{F}_{net}}{m}$

$|\vec{F}_f| \le \mu |\vec{F}_n|$

$a_c = \frac{v^2}{r}$

$\vec{p} = m\vec{v}$

$\Delta \vec{p} = \vec{F} \Delta t$

$K = \frac{1}{2} m v^2$

$\Delta E = W = F_{\parallel} d = F d \cos\theta$

$P = \frac{\Delta E}{\Delta t}$

$\theta = \theta_0 + \omega_0 t + \frac{1}{2} \alpha t^2$

$\omega = \omega_0 + \alpha t$

$x = A\cos(\omega t) = A\cos(2\pi f t)$

$x_{cm} = \frac{\sum m_i x_i}{\sum m_i}$

$\vec{\alpha} = \frac{\sum \vec{\tau}}{I} = \frac{\vec{\tau}_{net}}{I}$

$\tau = r_{\perp} F = rF \sin\theta$

$L = I\omega$

$\Delta L = \tau \Delta t$

$K = \frac{1}{2} I \omega^2$

$|\vec{F}_s| = k|\vec{x}|$

a = acceleration
A = amplitude
d = distance
E = energy
F = force
f = frequency
I = rotational inertia
K = kinetic energy
k = spring constant
L = angular momentum
ℓ = length
m = mass
P = power
p = momentum
r = radius or separation
T = period
t = time
U = potential energy
v = speed
W = work done on a system
x = position
y = height
α = angular acceleration
μ = coefficient of friction
θ = angle
τ = torque
ω = angular speed

$U_s = \frac{1}{2} k x^2$

$\Delta U_g = mg \Delta y$

$T = \frac{2\pi}{\omega} = \frac{1}{f}$

$T_s = 2\pi \sqrt{\frac{m}{k}}$

$T_p = 2\pi \sqrt{\frac{\ell}{g}}$

$|\vec{F}_g| = G \frac{m_1 m_2}{r^2}$

$\vec{g} = \frac{\vec{F}_g}{m}$

$U_G = -\frac{G m_1 m_2}{r}$

ELECTRICITY AND MAGNETISM

$|\vec{F}_E| = \frac{1}{4\pi\varepsilon_0} \frac{|q_1 q_2|}{r^2}$

$\vec{E} = \frac{\vec{F}_E}{q}$

$|\vec{E}| = \frac{1}{4\pi\varepsilon_0} \frac{|q|}{r^2}$

$\Delta U_E = q \Delta V$

$V = \frac{1}{4\pi\varepsilon_0} \frac{q}{r}$

$|\vec{E}| = \left| \frac{\Delta V}{\Delta r} \right|$

$\Delta V = \frac{Q}{C}$

$C = \kappa \varepsilon_0 \frac{A}{d}$

$E = \frac{Q}{\varepsilon_0 A}$

$U_C = \frac{1}{2} Q \Delta V = \frac{1}{2} C (\Delta V)^2$

$I = \frac{\Delta Q}{\Delta t}$

$R = \frac{\rho \ell}{A}$

$P = I \Delta V$

$I = \frac{\Delta V}{R}$

$R_s = \sum_i R_i$

$\frac{1}{R_p} = \sum_i \frac{1}{R_i}$

$C_p = \sum_i C_i$

$\frac{1}{C_s} = \sum_i \frac{1}{C_i}$

$B = \frac{\mu_0}{2\pi} \frac{I}{r}$

A = area
B = magnetic field
C = capacitance
d = distance
E = electric field
$\mathcal{E}$ = emf
F = force
I = current
ℓ = length
P = power
Q = charge
q = point charge
R = resistance
r = separation
t = time
U = potential (stored) energy
V = electric potential
v = speed
κ = dielectric constant
ρ = resistivity
θ = angle
Φ = flux

$\vec{F}_M = q\vec{v} \times \vec{B}$

$|\vec{F}_M| = |q\vec{v}||\sin\theta||\vec{B}|$

$\vec{F}_M = I\vec{\ell} \times \vec{B}$

$|\vec{F}_M| = |I\vec{\ell}||\sin\theta||\vec{B}|$

$\Phi_B = \vec{B} \cdot \vec{A}$

$\Phi_B = |\vec{B}|\cos\theta|\vec{A}|$

$\mathcal{E} = -\frac{\Delta \Phi_B}{\Delta t}$

$\mathcal{E} = B\ell v$

AP® PHYSICS 2 EQUATIONS

FLUID MECHANICS AND THERMAL PHYSICS

$\rho = \frac{m}{V}$

$P = \frac{F}{A}$

$P = P_0 + \rho g h$

$F_b = \rho V g$

$A_1 v_1 = A_2 v_2$

$P_1 + \rho g y_1 + \frac{1}{2}\rho v_1^2 = P_2 + \rho g y_2 + \frac{1}{2}\rho v_2^2$

$\frac{Q}{\Delta t} = \frac{kA\,\Delta T}{L}$

$PV = nRT = Nk_BT$

$K = \frac{3}{2}k_BT$

$W = -P\Delta V$

$\Delta U = Q + W$

A = area
F = force
h = depth
k = thermal conductivity
K = kinetic energy
L = thickness
m = mass
n = number of moles
N = number of molecules
P = pressure
Q = energy transferred to a system by heating
T = temperature
t = time
U = internal energy
V = volume
v = speed
W = work done on a system
y = height
ρ = density

MODERN PHYSICS

$E = hf$

$K_{max} = hf - \phi$

$\lambda = \frac{h}{p}$

$E = mc^2$

E = energy
f = frequency
K = kinetic energy
m = mass
p = momentum
λ = wavelength
ϕ = work function

WAVES AND OPTICS

$\lambda = \frac{v}{f}$

$n = \frac{c}{v}$

$n_1 \sin\theta_1 = n_2 \sin\theta_2$

$\frac{1}{s_i} + \frac{1}{s_o} = \frac{1}{f}$

$|M| = \left|\frac{h_i}{h_o}\right| = \left|\frac{s_i}{s_o}\right|$

$\Delta L = m\lambda$

$d\sin\theta = m\lambda$

d = separation
f = frequency or focal length
h = height
L = distance
M = magnification
m = an integer
n = index of refraction
s = distance
v = speed
λ = wavelength
θ = angle

GEOMETRY AND TRIGONOMETRY

Rectangle
$A = bh$

Triangle
$A = \frac{1}{2}bh$

Circle
$A = \pi r^2$
$C = 2\pi r$

Rectangular solid
$V = \ell w h$

Cylinder
$V = \pi r^2 \ell$
$S = 2\pi r\ell + 2\pi r^2$

Sphere
$V = \frac{4}{3}\pi r^3$
$S = 4\pi r^2$

A = area
C = circumference
V = volume
S = surface area
b = base
h = height
ℓ = length
w = width
r = radius

Right triangle

$c^2 = a^2 + b^2$

$\sin\theta = \frac{a}{c}$

$\cos\theta = \frac{b}{c}$

$\tan\theta = \frac{a}{b}$

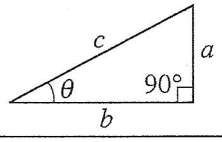

PHYSICS 2
Section II
4 Questions
Time—90 minutes

Directions: Questions 1 and 4 are short free-response questions that require about 20 minutes each to answer and are worth 10 points each. Questions 2 and 3 are long free-response questions that require about 25 minutes each to answer and are worth 12 points each. Show your work for each part in the space provided after that part.

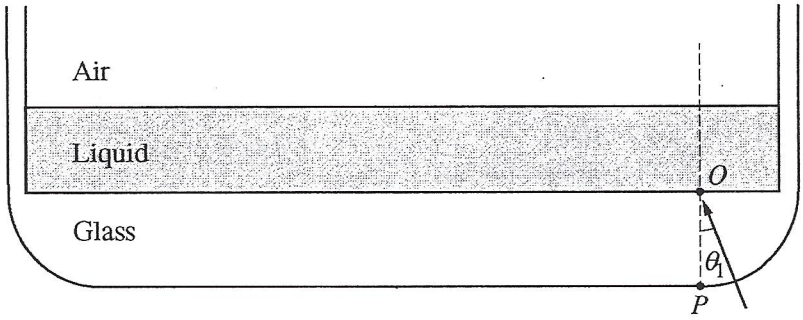

1. (10 points - suggested time 20 minutes)

   The figure above shows a cross section of a drinking glass (index of refraction 1.52) filled with a thin layer of liquid (index of refraction 1.33). The bottom corners of the glass are circular arcs, with the bottom right arc centered at point O. A monochromatic light source placed to the right of point P shines a beam aimed at point O at an angle of incidence θ. The flat bottom surface of the glass containing point P is frosted so that bright spots appear where light from the beam strikes the bottom surface and does not reflect. When $\theta = \theta_1$, two bright spots appear on the bottom surface of the glass. The spot closer to point P will be referred to as X; the spot farther from P will be referred to as Y. The location of spot X and that of spot Y both change as θ is increased.

   (a) In a coherent paragraph-length answer, describe the processes involved in the formation of spots X and Y when $\theta = \theta_1$. Include an explanation of why spot Y is located farther from point P than spot X is and what factors affect the brightness of the spots.

Unauthorized copying or reuse of any part of this page is illegal.

GO ON TO THE NEXT PAGE.

(b) When θ is increased to θ_2, one of the spots becomes brighter than it was before, due to total internal reflection.

i. On the figure below, draw a ray diagram that clearly and accurately shows the formation of spots X and Y when $\theta = \theta_2$.



ii. Which spot, X or Y, becomes brighter than it was before due to total internal reflection? Explain your reasoning.

(c) When θ is further increased to θ_3, one of the spots disappears entirely.

i. On the figure below, draw a ray diagram that clearly and accurately shows the formation of the remaining spot, X or Y, when $\theta = \theta_3$.



ii. Indicate which spot, X or Y, disappears. Explain your reasoning in terms of total internal reflection.

Unauthorized copying or reuse of any part of this page is illegal.

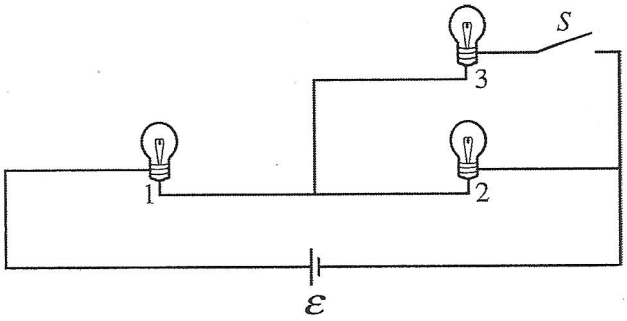

2. (12 points, suggested time 25 minutes)

A battery of emf $\mathcal{E}$ and negligible internal resistance, three identical incandescent lightbulbs, and a switch S that is initially open are connected in the circuit shown above. The bulbs each have resistance R. Students make predictions about what happens to the brightness of the bulbs after the switch is closed.

(a) A student makes the following prediction about bulb 1: "Bulb 1 will decrease in brightness when the switch is closed."

i. Do you agree or disagree with the student's prediction about bulb 1 ? Qualitatively explain your reasoning.

ii. Before the switch is closed, the power expended by bulb 1 is P_1. Derive an expression for the power P_{new} expended by bulb 1 after the switch is closed in terms of P_1.

iii. How does the result of your derivation in part (a)ii relate to your explanation in part (a)i?

Unauthorized copying or reuse of any part of this page is illegal.

GO ON TO THE NEXT PAGE.

(b) A student makes the following prediction about bulb 2: "Bulb 2 will decrease in brightness after the switch is closed."

i. Do you agree or disagree with the student's prediction about bulb 2 ? Explain your reasoning in words.

ii. Justify your explanation with a calculation.

(c) While the switch is open, bulb 3 is replaced with an uncharged capacitor. The switch is then closed.

i. How does the brightness of bulb 1 compare to the brightness of bulb 2 immediately after the switch is closed? Justify your answer.

ii. How does the brightness of bulb 1 compare to the brightness of bulb 2 a long time after the switch is closed? Justify your answer.

Unauthorized copying or reuse of any part of this page is illegal.

3. (12 points, suggested time 25 minutes)

Students are watching a science program about the North Pole. The narrator says that cold air sinking near the North Pole causes high air pressure. Based on the narrator's statement, a student makes the following claim: "Since cold air near the North Pole is at high pressure, temperature and pressure must be inversely related."

(a) Do you agree or disagree with the student's claim about the relationship between pressure and temperature? Justify your answer.

After hearing the student's hypothesis, you want to design an experiment to investigate the relationship between temperature and pressure for a fixed amount of gas. The following equipment is available.

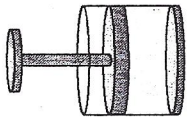

Cylinder with Movable Piston

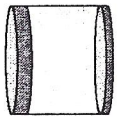

Cylinder with Fixed Lid

___ A cylinder with a movable piston, shown above on the left
___ A cylinder with a fixed lid, shown above on the right
Note: The two cylinders have gaskets through which measurement instruments can be inserted without gas escaping.
___ A pressure sensor
___ A basin that is large enough to hold either cylinder with a lot of extra room
___ A source of hot water
___ A source of mixed ice and water
___ A meterstick
___ A thermometer
___ A stopwatch

(b) Put a check in the blank next to each of the items above that you would need for your investigation. Outline the experimental procedure you would use to gather the necessary data. Make sure the outline contains sufficient detail so that another student could follow your procedure.

Unauthorized copying or reuse of any part of this page is illegal.

GO ON TO THE NEXT PAGE.

The table below shows data from a different experiment in which the volume, temperature, and pressure of a sample of gas are varied.

Trial Number	1	2	3	4	5	6	7	8	9	10	11	12	13	14
Volume (cm^3)	10.0	5.0	4.0	3.0	5.0	4.0	10.0	5.0	3.0	4.0	5.0	10.0	3.0	5.0
Pressure (kPa)	100	200	250	330	220	270	110	230	380	290	240	120	420	250
Temperature (°C)	0	0	0	0	20	20	20	40	40	40	60	60	70	70

(c) What subset of the experimental trials would be most useful in creating a graph to determine the relationship between temperature and pressure for a fixed amount of gas? Explain why the trials you selected are most useful.

(d) Plot the subset of data chosen in part (c) on the axes below. Be sure to label the axes appropriately. Draw a curve or line that best represents the relationship between the variables.



(e) What can be concluded from your curve or line about the relationship between temperature and pressure?

Unauthorized copying or reuse of any part of this page is illegal.

GO ON TO THE NEXT PAGE.

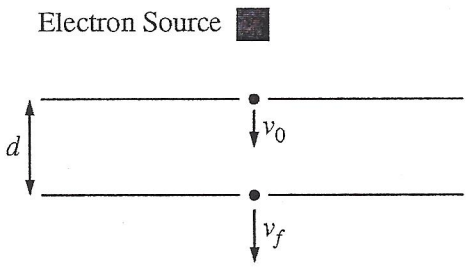

Note: Figure not drawn to scale.

4. (10 points - suggested time 20 minutes)

The apparatus shown in the figure above consists of two oppositely charged parallel conducting plates, each with area $A = 0.25\ \text{m}^2$, separated by a distance $d = 0.010\ \text{m}$. Each plate has a hole at its center through which electrons can pass. High velocity electrons produced by an electron source enter the top plate with speed $v_0 = 5.40 \times 10^6\ \text{m/s}$, take 1.49 ns to travel between the plates, and leave the bottom plate with speed $v_f = 8.02 \times 10^6\ \text{m/s}$.

(a) Which of the plates, top or bottom, is negatively charged? Support your answer with a reference to the direction of the electric field between the plates.

(b) Calculate the magnitude of the electric field between the plates.

(c) Calculate the magnitude of the charge on each plate.

Unauthorized copying or reuse of any part of this page is illegal.

GO ON TO THE NEXT PAGE.

(d) The electrons leave the bottom plate and enter the region inside the dashed box shown below, which contains a uniform magnetic field of magnitude B that is perpendicular to the page. The electrons then leave the magnetic field at point X.

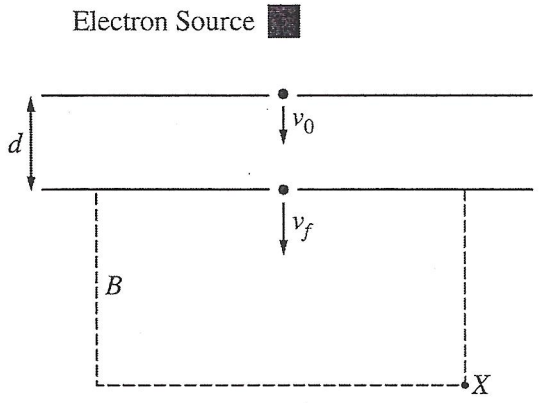

Note: Figure not drawn to scale.

i. On the figure above, sketch the path of the electrons from the bottom plate to point X. Explain why the path has the shape that you sketched.

ii. Indicate whether the magnetic field is directed into the page or out of the page. Briefly explain your choice.

Unauthorized copying or reuse of any part of this page is illegal.

THIS PAGE MAY BE USED FOR SCRATCH WORK.

STOP

END OF EXAM

**IF YOU FINISH BEFORE TIME IS CALLED,
YOU MAY CHECK YOUR WORK ON THIS SECTION.**

THE FOLLOWING INSTRUCTIONS APPLY TO THE COVERS OF THE SECTION II BOOKLET.

- **MAKE SURE YOU HAVE COMPLETED THE IDENTIFICATION INFORMATION AS REQUESTED ON THE FRONT AND BACK COVERS OF THE SECTION II BOOKLET.**
- **CHECK TO SEE THAT YOUR AP NUMBER LABEL APPEARS IN THE BOX ON THE FRONT COVER.**
- **MAKE SURE YOU HAVE USED THE SAME SET OF AP NUMBER LABELS ON ALL AP EXAMS YOU HAVE TAKEN THIS YEAR.**