AP® Physics C: Electricity and Magnetism Exam

SECTION I: Multiple Choice

2017

DO NOT OPEN THIS BOOKLET UNTIL YOU ARE TOLD TO DO SO.

At a Glance

Total Time
45 minutes
Number of Questions
35
Percent of Total Score
50%
Writing Instrument
Pencil required
Electronic Device
Calculator allowed

Instructions

Section I of this exam contains 35 multiple-choice questions. For these questions, fill in only the circles for numbers 1 through 35 on your answer sheet. A table of information and lists of equations that may be helpful are in the booklet. Calculators, rulers and straightedges may be used in this section.

Indicate all of your answers to the multiple-choice questions on the answer sheet. No credit will be given for anything written in this exam booklet, but you may use the booklet for notes or scratch work. After you have decided which of the suggested answers is best, completely fill in the corresponding circle on the answer sheet. Give only one answer to each question. If you change an answer, be sure that the previous mark is erased completely. Here is a sample question and answer.

Sample Question	Sample Answer
Chicago is a (A) state (B) city (C) country (D) continent (E) village	Ⓐ ● Ⓒ Ⓓ Ⓔ

Use your time effectively, working as quickly as you can without losing accuracy. Do not spend too much time on any one question. Go on to other questions and come back to the ones you have not answered if you have time. It is not expected that everyone will know the answers to all of the multiple-choice questions.

Your total score on the multiple-choice section is based only on the number of questions answered correctly. Points are not deducted for incorrect answers or unanswered questions.

Form I
Form Code 4NBP4-S

82

ADVANCED PLACEMENT PHYSICS C TABLE OF INFORMATION

CONSTANTS AND CONVERSION FACTORS

Proton mass, $m_p = 1.67 \times 10^{-27}$ kg	Electron charge magnitude, $e = 1.60 \times 10^{-19}$ C
Neutron mass, $m_n = 1.67 \times 10^{-27}$ kg	1 electron volt, $1\text{ eV} = 1.60 \times 10^{-19}$ J
Electron mass, $m_e = 9.11 \times 10^{-31}$ kg	Speed of light, $c = 3.00 \times 10^{8}$ m/s
Avogadro's number, $N_0 = 6.02 \times 10^{23}$ mol^{-1}	Universal gravitational constant, $G = 6.67 \times 10^{-11}$ $\left(\text{N}\cdot\text{m}^2\right)/\text{kg}^2$
Universal gas constant, $R = 8.31$ J/(mol·K)	Acceleration due to gravity at Earth's surface, $g = 9.8$ m/s^2
Boltzmann's constant, $k_B = 1.38 \times 10^{-23}$ J/K	

1 unified atomic mass unit, $1\text{ u} = 1.66 \times 10^{-27}\text{ kg} = 931\text{ MeV}/c^2$

Planck's constant, $h = 6.63 \times 10^{-34}\text{ J}\cdot\text{s} = 4.14 \times 10^{-15}\text{ eV}\cdot\text{s}$

$hc = 1.99 \times 10^{-25}\text{ J}\cdot\text{m} = 1.24 \times 10^{3}\text{ eV}\cdot\text{nm}$

Vacuum permittivity, $\varepsilon_0 = 8.85 \times 10^{-12}\ \text{C}^2/\left(\text{N}\cdot\text{m}^2\right)$

Coulomb's law constant, $k = 1/(4\pi\varepsilon_0) = 9.0 \times 10^{9}\ \left(\text{N}\cdot\text{m}^2\right)/\text{C}^2$

Vacuum permeability, $\mu_0 = 4\pi \times 10^{-7}$ (T·m)/A

Magnetic constant, $k' = \mu_0/(4\pi) = 1 \times 10^{-7}$ (T·m)/A

1 atmosphere pressure, $1\text{ atm} = 1.0 \times 10^{5}\ \text{N/m}^2 = 1.0 \times 10^{5}$ Pa

UNIT SYMBOLS								
	meter,	m	mole,	mol	watt,	W	farad,	F
	kilogram,	kg	hertz,	Hz	coulomb,	C	tesla,	T
	second,	s	newton,	N	volt,	V	degree Celsius,	°C
	ampere,	A	pascal,	Pa	ohm,	Ω	electron volt,	eV
	kelvin,	K	joule,	J	henry,	H		

PREFIXES		
Factor	Prefix	Symbol
10^{9}	giga	G
10^{6}	mega	M
10^{3}	kilo	k
10^{-2}	centi	c
10^{-3}	milli	m
10^{-6}	micro	μ
10^{-9}	nano	n
10^{-12}	pico	p

VALUES OF TRIGONOMETRIC FUNCTIONS FOR COMMON ANGLES							
θ	0°	30°	37°	45°	53°	60°	90°
$\sin\theta$	0	1/2	3/5	$\sqrt{2}/2$	4/5	$\sqrt{3}/2$	1
$\cos\theta$	1	$\sqrt{3}/2$	4/5	$\sqrt{2}/2$	3/5	1/2	0
$\tan\theta$	0	$\sqrt{3}/3$	3/4	1	4/3	$\sqrt{3}$	∞

The following assumptions are used in this exam.

I. The frame of reference of any problem is inertial unless otherwise stated.
II. The direction of current is the direction in which positive charges would drift.
III. The electric potential is zero at an infinite distance from an isolated point charge.
IV. All batteries and meters are ideal unless otherwise stated.
V. Edge effects for the electric field of a parallel plate capacitor are negligible unless otherwise stated.

ADVANCED PLACEMENT PHYSICS C EQUATIONS

MECHANICS

$v_x = v_{x0} + a_x t$

$x = x_0 + v_{x0} t + \frac{1}{2} a_x t^2$

$v_x^2 = {v_{x0}}^2 + 2a_x (x - x_0)$

$\vec{a} = \frac{\sum \vec{F}}{m} = \frac{\vec{F}_{net}}{m}$

$\vec{F} = \frac{d\vec{p}}{dt}$

$\vec{J} = \int \vec{F}\, dt = \Delta\vec{p}$

$\vec{p} = m\vec{v}$

$\left|\vec{F}_f\right| \le \mu \left|\vec{F}_N\right|$

$\Delta E = W = \int \vec{F} \bullet d\vec{r}$

$K = \frac{1}{2} m v^2$

$P = \frac{dE}{dt}$

$P = \vec{F} \bullet \vec{v}$

$\Delta U_g = mg\Delta h$

$a_c = \frac{v^2}{r} = \omega^2 r$

$\vec{\tau} = \vec{r} \times \vec{F}$

$\vec{\alpha} = \frac{\sum \vec{\tau}}{I} = \frac{\vec{\tau}_{net}}{I}$

$I = \int r^2 dm = \sum m r^2$

$x_{cm} = \frac{\sum m_i x_i}{\sum m_i}$

$v = r\omega$

$\vec{L} = \vec{r} \times \vec{p} = I\vec{\omega}$

$K = \frac{1}{2} I \omega^2$

$\omega = \omega_0 + \alpha t$

$\theta = \theta_0 + \omega_0 t + \frac{1}{2}\alpha t^2$

a = acceleration
E = energy
F = force
f = frequency
h = height
I = rotational inertia
J = impulse
K = kinetic energy
k = spring constant
ℓ = length
L = angular momentum
m = mass
P = power
p = momentum
r = radius or distance
T = period
t = time
U = potential energy
v = velocity or speed
W = work done on a system
x = position
μ = coefficient of friction
θ = angle
τ = torque
ω = angular speed
α = angular acceleration
ϕ = phase angle

$\vec{F}_s = -k\Delta\vec{x}$

$U_s = \frac{1}{2} k (\Delta x)^2$

$x = x_{\max} \cos(\omega t + \phi)$

$T = \frac{2\pi}{\omega} = \frac{1}{f}$

$T_s = 2\pi\sqrt{\frac{m}{k}}$

$T_p = 2\pi\sqrt{\frac{\ell}{g}}$

$\left|\vec{F}_G\right| = \frac{G m_1 m_2}{r^2}$

$U_G = -\frac{G m_1 m_2}{r}$

ELECTRICITY AND MAGNETISM

$\left|\vec{F}_E\right| = \frac{1}{4\pi\varepsilon_0}\left|\frac{q_1 q_2}{r^2}\right|$

$\vec{E} = \frac{\vec{F}_E}{q}$

$\oint \vec{E} \bullet d\vec{A} = \frac{Q}{\varepsilon_0}$

$E_x = -\frac{dV}{dx}$

$\Delta V = -\int \vec{E} \bullet d\vec{r}$

$V = \frac{1}{4\pi\varepsilon_0} \sum_i \frac{q_i}{r_i}$

$U_E = qV = \frac{1}{4\pi\varepsilon_0}\frac{q_1 q_2}{r}$

$\Delta V = \frac{Q}{C}$

$C = \frac{\kappa \varepsilon_0 A}{d}$

$C_p = \sum_i C_i$

$\frac{1}{C_s} = \sum_i \frac{1}{C_i}$

$I = \frac{dQ}{dt}$

$U_C = \frac{1}{2} Q\Delta V = \frac{1}{2} C (\Delta V)^2$

$R = \frac{\rho\ell}{A}$

$\vec{E} = \rho\vec{J}$

$I = Nev_d A$

$I = \frac{\Delta V}{R}$

$R_s = \sum_i R_i$

$\frac{1}{R_p} = \sum_i \frac{1}{R_i}$

$P = I\Delta V$

A = area
B = magnetic field
C = capacitance
d = distance
E = electric field
ε = emf
F = force
I = current
J = current density
L = inductance
ℓ = length
n = number of loops of wire per unit length
N = number of charge carriers per unit volume
P = power
Q = charge
q = point charge
R = resistance
r = radius or distance
t = time
U = potential or stored energy
V = electric potential
v = velocity or speed
ρ = resistivity
Φ = flux
κ = dielectric constant

$\vec{F}_M = q\vec{v} \times \vec{B}$

$\oint \vec{B} \bullet d\vec{\ell} = \mu_0 I$

$d\vec{B} = \frac{\mu_0}{4\pi}\frac{I\, d\vec{\ell} \times \hat{r}}{r^2}$

$\vec{F} = \int I\, d\vec{\ell} \times \vec{B}$

$B_s = \mu_0 n I$

$\Phi_B = \int \vec{B} \circ d\vec{A}$

$\varepsilon = \oint \vec{E} \bullet d\vec{\ell} = -\frac{d\Phi_B}{dt}$

$\varepsilon = -L\frac{dI}{dt}$

$U_L = \frac{1}{2} L I^2$

ADVANCED PLACEMENT PHYSICS C EQUATIONS

GEOMETRY AND TRIGONOMETRY

Rectangle

$A = bh$

Triangle

$A = \frac{1}{2}bh$

Circle

$A = \pi r^2$

$C = 2\pi r$

$s = r\theta$

Rectangular Solid

$V = \ell wh$

Cylinder

$V = \pi r^2 \ell$

$S = 2\pi r\ell + 2\pi r^2$

Sphere

$V = \frac{4}{3}\pi r^3$

$S = 4\pi r^2$

Right Triangle

$a^2 + b^2 = c^2$

$\sin\theta = \frac{a}{c}$

$\cos\theta = \frac{b}{c}$

$\tan\theta = \frac{a}{b}$

A = area
C = circumference
V = volume
S = surface area
b = base
h = height
ℓ = length
w = width
r = radius
s = arc length
θ = angle

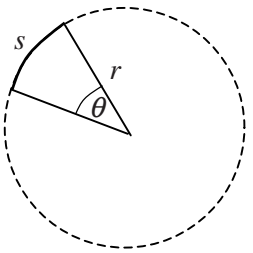

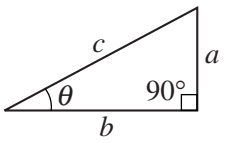

CALCULUS

$$\frac{df}{dx} = \frac{df}{du}\frac{du}{dx}$$

$$\frac{d}{dx}\left(x^n\right) = nx^{n-1}$$

$$\frac{d}{dx}\left(e^{ax}\right) = ae^{ax}$$

$$\frac{d}{dx}(\ln ax) = \frac{1}{x}$$

$$\frac{d}{dx}[\sin(ax)] = a\cos(ax)$$

$$\frac{d}{dx}[\cos(ax)] = -a\sin(ax)$$

$$\int x^n\,dx = \frac{1}{n+1}x^{n+1},\ n \neq -1$$

$$\int e^{ax}\,dx = \frac{1}{a}e^{ax}$$

$$\int \frac{dx}{x+a} = \ln|x+a|$$

$$\int \cos(ax)\,dx = \frac{1}{a}\sin(ax)$$

$$\int \sin(ax)\,dx = -\frac{1}{a}\cos(ax)$$

VECTOR PRODUCTS

$\vec{A}\bullet\vec{B} = AB\cos\theta$

$\left|\vec{A}\times\vec{B}\right| = AB\sin\theta$

PHYSICS C: ELECTRICITY AND MAGNETISM
SECTION I
Time—45 minutes
35 Questions

Directions: Each of the questions or incomplete statements below is followed by five suggested answers or completions. Select the one that is best in each case and then fill in the corresponding circle on the answer sheet.

Questions 1-2

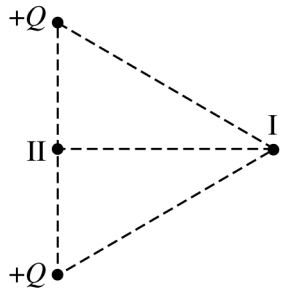

In the figure above, two small spheres, each with charge $+Q$, are fixed in place at the corners of an equilateral triangle. Point I is at the third corner, and point II is midway between the charges.

1. A small particle with charge $+q$, where $q << Q$, is moved from point I to point II at constant speed v by an external force. W_{EXT} is the work done by the external force on the moving charge, and W_{ELEC} is the work done by the electrostatic force. Which of the following correctly identifies the signs of these quantities?

	W_{EXT}	W_{ELEC}
(A)	+	+
(B)	+	−
(C)	−	+
(D)	−	−

(E) None of the above, since the work done by both the external force and the electrostatic force is zero.

2. Which of the following best describes the relationship between the electric potentials V_I and V_{II} at points I and II, respectively?

(A) $V_I < V_{II}$
(B) $V_I = V_{II}$
(C) $V_I > V_{II}$
(D) It cannot be determined without knowing the magnitudes of the charges.
(E) It cannot be determined without knowing the distance between points I and II.

Unauthorized copying or reuse of any part of this page is illegal.

GO ON TO THE NEXT PAGE.

Questions 3-4

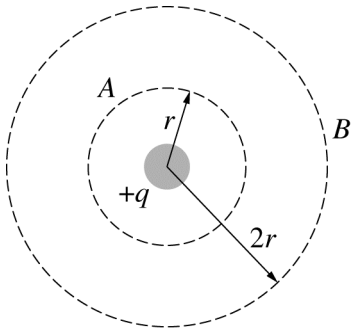

A small sphere has a charge $+q$. Spherical Gaussian surfaces A and B are concentric with the sphere, as shown in the figure above. The radii of surfaces A and B are r and $2r$, respectively.

3. The magnitude of the electric flux through A is Φ_A. The magnitude of the electric flux through surface B is Φ_B. The ratio Φ_A/Φ_B is

   (A) 4/1
   (B) 2/1
   (C) 1/1
   (D) 1/2
   (E) 1/4

4. The magnitude of the electric field at surface A is E_A. The magnitude of the electric field at surface B is E_B. The ratio E_A/E_B is

   (A) 4/1
   (B) 2/1
   (C) 1/1
   (D) 1/2
   (E) 1/4

Unauthorized copying or reuse of any part of this page is illegal.

GO ON TO THE NEXT PAGE.

5. Each of the following figures shows three identical capacitors connected to a battery. Which arrangement has the greatest equivalent capacitance?

(A)

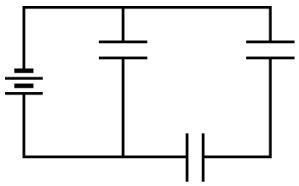

(B)

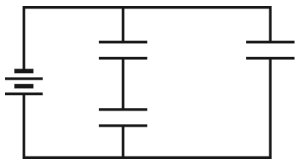

(C)

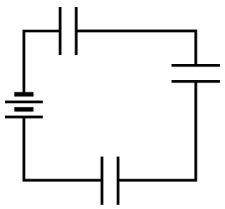

(D)

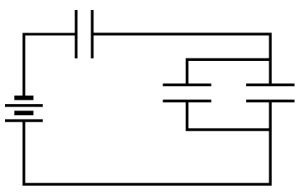

(E)

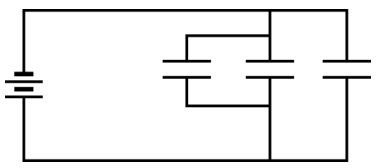

Unauthorized copying or reuse of any part of this page is illegal.

6. A copper wire of length L and diameter D dissipates energy at a rate P_0 when the current in the wire is 10 A. A second copper wire of length L has diameter $2D$. What current in the second wire would dissipate energy at a rate P_0 ?

(A) 2.5 A
(B) 5.0 A
(C) 10 A
(D) 20 A
(E) 40 A

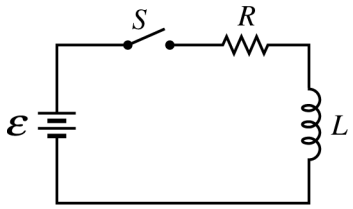

7. Time t is the time it takes the current of an LR circuit with an inductor of inductance L and a resistor of resistance R to reach half of its maximum value. What is the new time if the original inductor is replaced with an inductor of inductance $2L$?

(A) $4t$
(B) $2t$
(C) t
(D) $t/2$
(E) $t/4$

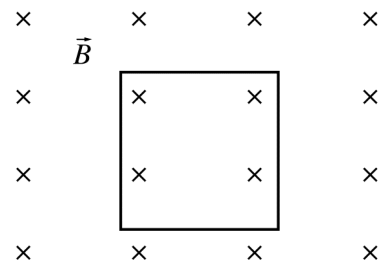

8. A loop of wire lies in the plane of the page in a region with a uniform magnetic field $\vec{B}$ directed into the page, as shown in the figure above. In which of the following cases, if any, will an emf be induced in the loop at the moment shown in the figure?

(A) The loop is moving toward the right.
(B) The loop is moving toward the top of the page.
(C) The loop is moving out of the plane of the paper so that the loop's plane remains perpendicular to the magnetic field.
(D) The loop is moving into the plane of the paper so that the loop's plane remains perpendicular to the magnetic field.
(E) An emf cannot be induced in the loop without changing its orientation relative to the magnetic field.

Unauthorized copying or reuse of any part of this page is illegal.

GO ON TO THE NEXT PAGE.

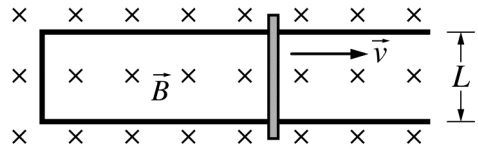

Top View

9. A copper rod of resistance R is in electrical contact with a frictionless U-shaped rail of width L and negligible resistance. The rod is pulled to the right at a constant velocity $\vec{v}$. A magnetic field $\vec{B}$ is directed into the page, as shown in the figure above. Under these conditions, the electric power dissipated in the rod is P. If the velocity of the rod is doubled and the magnetic field strength is reduced by half, the power dissipated in the rod is

(A) $P/4$
(B) $P/2$
(C) P
(D) $2P$
(E) $4P$

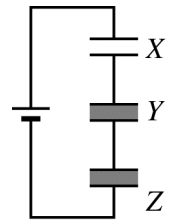

Figure 1

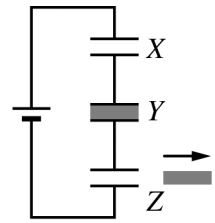

Figure 2

10. Three capacitors are connected in series to an ideal voltage source and charged, as shown in Figure 1 above. The capacitors are identical except that capacitor X has air between its plates, whereas capacitors Y and Z each have a dielectric slab of dielectric constant $\kappa > 1$ between their plates. If the dielectric slab is removed from capacitor Z, as shown in Figure 2, which of the following describes what will happen to the voltage across each capacitor?

	Voltage across Capacitor X	Voltage across Capacitor Y	Voltage across Capacitor Z
(A)	Increases	Increases	Decreases
(B)	Increases	Decreases	Decreases
(C)	Increases	Decreases	Increases
(D)	Decreases	Increases	Decreases
(E)	Decreases	Decreases	Increases

Unauthorized copying or reuse of any part of this page is illegal.

GO ON TO THE NEXT PAGE.

Questions 11-12

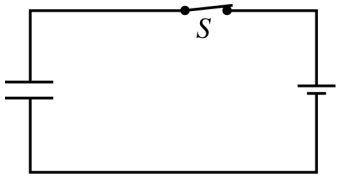

A parallel-plate capacitor connected to a battery is fully charged with the switch S closed, as shown in the circuit above. A slab of dielectric constant $\kappa > 1$ is slowly inserted between the plates of the capacitor.

11. If the switch remains closed when the slab is inserted, what changes, if any, occur?

	Potential Difference Across the Plates	Charge on Positive Plate
(A)	Remains the same	Increases
(B)	Remains the same	Decreases
(C)	Increases	Remains the same
(D)	Decreases	Increases
(E)	Decreases	Remains the same

12. If, instead, the switch is open with the capacitor still fully charged when the slab is inserted, what changes, if any, occur?

	Potential Difference Across the Plates	Charge on Positive Plate
(A)	Remains the same	Increases
(B)	Remains the same	Decreases
(C)	Increases	Remains the same
(D)	Decreases	Increases
(E)	Decreases	Remains the same

Unauthorized copying or reuse of any part of this page is illegal.

GO ON TO THE NEXT PAGE.

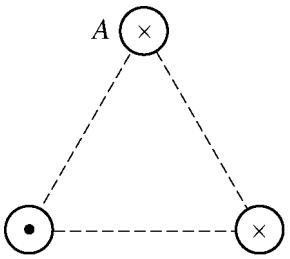

13. Three long wires perpendicular to the page are equidistant from each other, as shown in the cross-sectional view above. Two wires carry current into the page, and the third carries current out of the page. All the currents are equal in magnitude. What is the direction of the net magnetic force on wire *A* due to the other two wires?

(A) Into the page
(B) Toward the bottom of the page
(C) Toward the top of the page
(D) Toward the left
(E) Toward the right

14. A beam of particles travels at a right angle to a uniform magnetic field. Particles can be separated into different trajectories based on which of the following properties?

I. The charge of the particle
II. The mass of the particle
III. The velocity of the particle

(A) I only
(B) III only
(C) I and II only
(D) I and III only
(E) I, II and III

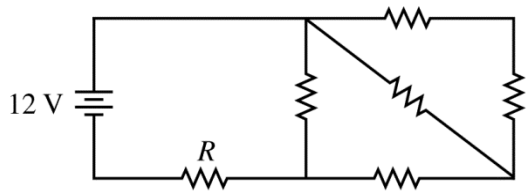

15. Six $2\ \Omega$ resistors are connected to a 12 V battery, as shown in the figure above. What is the current in the resistor labeled *R*?

(A) 2.6A
(B) 3.7A
(C) 4.0A
(D) 4.3A
(E) 6.0A

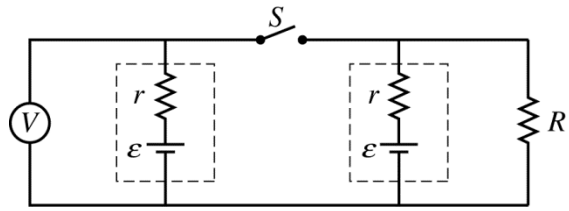

16. A resistor of resistance *R* is connected in a circuit to two identical batteries. The circuit also contains switch *S* and ideal voltmeter *V*, as shown in the figure above. The batteries both have an emf $\mathcal{E}$ and internal resistance *r*. The reading of the voltmeter is noted with the switch in the open position. Which of the following best represents how the voltmeter reading after the switch is closed compares to the reading before the switch is closed?

(A) The reading of the voltmeter is the same.
(B) The reading of the voltmeter is higher.
(C) The reading of the voltmeter is lower.
(D) Cannot be determined without knowing the internal resistance of the batteries.
(E) Cannot be determined without knowing the emf of the batteries.

Unauthorized copying or reuse of any part of this page is illegal.

GO ON TO THE NEXT PAGE.

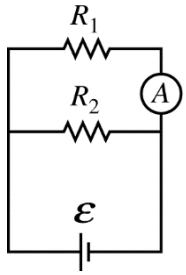

17. In the circuit shown, $R_1 = 6\ \Omega$, $R_2 = 3\ \Omega$, and the emf $\mathcal{E}$ of the battery is 30 V. The reading of the ammeter A is most nearly

(A) 1.6 A
(B) 3.3 A
(C) 5.0 A
(D) 10 A
(E) 15 A

Questions 18-19

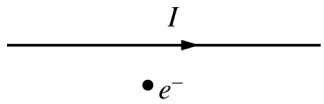

An electron is placed near a wire carrying current I, as shown in the figure above, and released from rest. Both the electron and the wire are in the plane of the page.

18. Which of the following is true about the direction of the magnetic field produced by the current at the position of the electron?

(A) It is toward the top of the page.
(B) It is toward the bottom of the page.
(C) It is out of the page.
(D) It is into the page.
(E) It has no direction since there is no magnetic field at that point.

19. Which of the following is true about the direction of the initial magnetic force acting on the electron due to the current in the wire?

(A) It is toward the top of the page.
(B) It is toward the bottom of the page.
(C) It is out of the page.
(D) It is into the page.
(E) It has no direction because the magnitude of the initial magnetic force on the electron is zero.

Unauthorized copying or reuse of any part of this page is illegal.

GO ON TO THE NEXT PAGE.

Questions 20-22

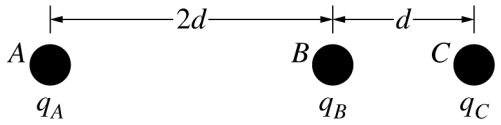

Three small spheres, *A*, *B*, and *C*, have charges with magnitudes q_A, q_B, and q_C, respectively. The three spheres are aligned along a straight line, as shown in the figure above. At the instant shown, the net force on sphere *A* is zero.

20. The ratio q_C/q_B is

(A) 9/4
(B) 1/1
(C) 4/9
(D) 1/4
(E) 1/9

21. Which of the following statements must be true of the signs of the charges?

(A) Only charges q_A and q_B have the same sign.
(B) Only charges q_A and q_C have the same sign.
(C) Only charges q_B and q_C have the same sign.
(D) Charges q_B and q_C have different signs.
(E) Charges q_A, q_B, and q_C all have the same sign.

22. Which of the following is true about the sign of charge q_A?

(A) The sign of charge q_A must be the same as that of q_B.
(B) The sign of charge q_A must be the same as that of q_C.
(C) The sign of charge q_A must be the same as that of either q_B or q_C, whichever has the greater magnitude.
(D) The sign of charge q_A must be the same as that of either q_B or q_C, whichever has the lesser magnitude.
(E) It is possible that q_A could be either positive or negative.

Unauthorized copying or reuse of any part of this page is illegal.

GO ON TO THE NEXT PAGE.

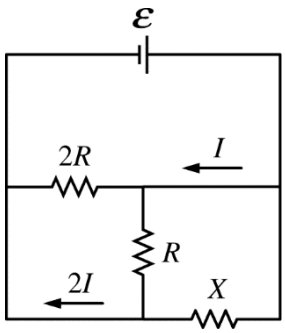

23. Three resistors are connected to an ideal battery, as shown in the figure above. The battery has an emf ε. Two of the resistors have known resistances R and $2R$. The third resistor has unknown resistance X. The current in two of the branches is shown. What is the value of the unknown resistance X ?

(A) $R/5$
(B) $R/4$
(C) $R/2$
(D) R
(E) $2R$

Questions 24-25

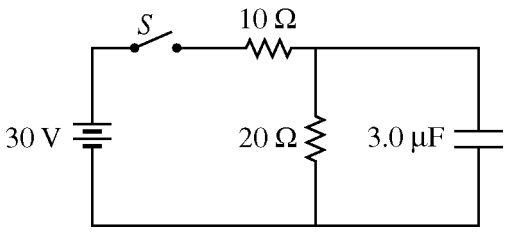

An uncharged 3.0 μF capacitor is placed in a circuit with an ideal battery, two resistors, and an open switch S, as shown in the figure above. The switch is then closed.

24. What is the current in the 10 Ω resistor immediately after the switch is closed?

(A) Zero
(B) 1.0 A
(C) 1.5 A
(D) 3.0 A
(E) 10 A

25. What is the current in the 20 Ω resistor a long time after the switch is closed?

(A) Zero
(B) 1.0 A
(C) 1.5 A
(D) 3.0 A
(E) 10 A

Unauthorized copying or reuse of any part of this page is illegal.

GO ON TO THE NEXT PAGE.

26. A parallel-plate capacitor connected to an ideal battery has charge $+Q$ on its top plate. The energy stored in the capacitor is U_C. While the capacitor remains connected to the battery, the separation between the two plates is doubled. Which of the following gives the new charge on the top plate and the new energy stored in the capacitor?

	Charge	Potential Energy
(A)	$+2Q$	$2U_C$
(B)	$+2Q$	$U_C/2$
(C)	$+Q$	U_C
(D)	$+Q/2$	$2U_C$
(E)	$+Q/2$	$U_C/2$

Unauthorized copying or reuse of any part of this page is illegal.

GO ON TO THE NEXT PAGE.

Questions 27-28

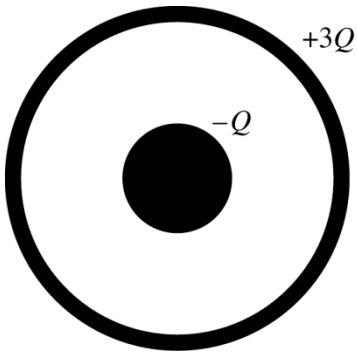

A hollow conducting sphere is surrounded by a larger concentric spherical conducting shell, as shown above. The inner sphere has a net charge of $-Q$, and the outer sphere has a net charge of $+3Q$.

27. What is the net charge on the inner surface of the spherical shell?

(A) $-Q$
(B) 0
(C) $+Q$
(D) $+2Q$
(E) $+3Q$

28. What is the net charge on the outer surface of the spherical shell?

(A) 0
(B) $+Q$
(C) $+2Q$
(D) $+3Q$
(E) $+4Q$

Questions 29-30

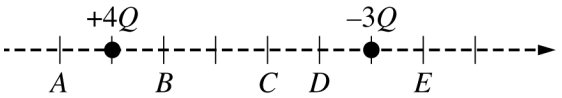

Two small spheres are arranged along a line and carry charges of $+4Q$ and $-3Q$, as shown in the figure above. The vertical lines are equally spaced.

29. At which of the labeled points does the electric field point toward the right with the smallest magnitude?

(A) *A*
(B) *B*
(C) *C*
(D) *D*
(E) *E*

30. At which of the labeled points does the electric potential have the largest positive value?

(A) *A*
(B) *B*
(C) *C*
(D) *D*
(E) *E*

Unauthorized copying or reuse of any part of this page is illegal.

GO ON TO THE NEXT PAGE.

31. Object A and object B are separated by distance d. Object A has charge $+q$, and object B has charge $-2q$. Object A has a force of magnitude F exerted on it by object B. What are the magnitude and direction of the force exerted on object B?

	Magnitude	Direction
(A)	$F/2$	Away from object A
(B)	F	Away from object A
(C)	$2F$	Away from object A
(D)	F	Toward object A
(E)	$2F$	Toward object A

32. A variable voltage source is connected to an inductor of inductance L. The voltage V as a function of time t is given by the equation $V(t) = \beta t^2$, where β is a constant in units of $\mathrm{V/s^2}$. The current in the inductor at time $t = 0$ is zero. Which of the following equations gives the magnitude of the current in the inductor as a function of time?

(A) $I(t) = 0$

(B) $I(t) = \dfrac{2\beta}{L}t$

(C) $I(t) = \dfrac{\beta}{L}t^2$

(D) $I(t) = \dfrac{\beta}{3L}t^3$

(E) $I(t) = \dfrac{\beta}{L}t^2 \sin(\omega t)$

Unauthorized copying or reuse of any part of this page is illegal.

GO ON TO THE NEXT PAGE.

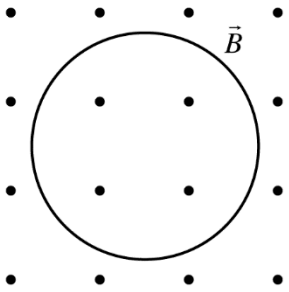

Figure 1

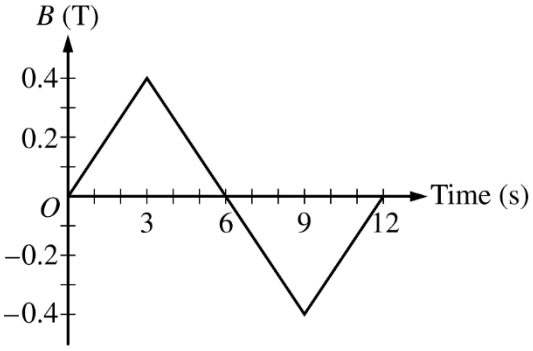

Figure 2

33. A metal wire of resistance 10 Ω is bent into a circular hoop of radius 0.10 meter and placed in a uniform magnetic field, as shown in Figure 1 above. The magnetic field strength B as a function of time is shown in Figure 2, where positive refers to a magnetic field directed out of the page. What are the magnitude and direction of the current induced in the ring at time $t = 6$ s?

	Magnitude	Direction
(A)	3.8 mA	Clockwise
(B)	3.8 mA	Counterclockwise
(C)	0.42 mA	Clockwise
(D)	0.42 mA	Counterclockwise
(E)	0	No direction

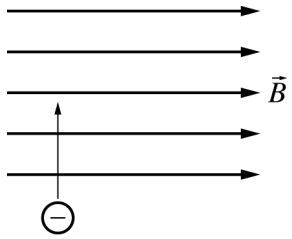

34. A negatively charged ion is moving toward the top of the page when it enters a region of space with a uniform magnetic field $\vec{B}$ directed to the right, as shown above. The direction of the force that the magnetic field exerts on the ion is

(A) toward the top of the page
(B) to the right
(C) to the left
(D) out of the page
(E) into the page

Unauthorized copying or reuse of any part of this page is illegal.

GO ON TO THE NEXT PAGE.

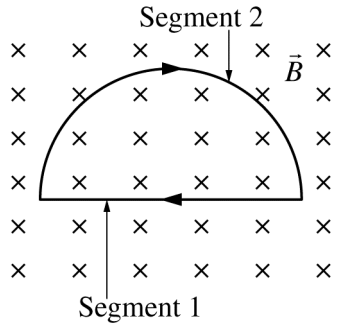

35. A semicircular loop with a clockwise current is placed in a uniform magnetic field that is directed into the page, as shown in the figure above. $\vec{F}_1$ is the net force on segment 1, the straight portion of the loop. $\vec{F}_2$ is the net force on segment 2, the curved portion of the loop. Which of the following correctly indicates the directions and relative magnitudes of the forces $\vec{F}_1$ and $\vec{F}_2$?

	Direction of $\vec{F}_1$	Direction of $\vec{F}_2$	Magnitudes
(A)	Toward the bottom of the page	Toward the top of the page	$\lvert\vec{F}_1\rvert = \lvert\vec{F}_2\rvert$
(B)	Toward the bottom of the page	Toward the top of the page	$\lvert\vec{F}_1\rvert < \lvert\vec{F}_2\rvert$
(C)	Toward the bottom of the page	Toward the top of the page	$\lvert\vec{F}_1\rvert > \lvert\vec{F}_2\rvert$
(D)	Toward the top of the page	Toward the bottom of the page	$\lvert\vec{F}_1\rvert = \lvert\vec{F}_2\rvert$
(E)	Toward the top of the page	Toward the bottom of the page	$\lvert\vec{F}_1\rvert < \lvert\vec{F}_2\rvert$

S T O P

END OF ELECTRICITY AND MAGNETISM SECTION I

IF YOU FINISH BEFORE TIME IS CALLED,
YOU MAY CHECK YOUR WORK ON ELECTRICITY AND MAGNETISM SECTION I ONLY.

DO NOT TURN TO ANY OTHER TEST MATERIALS.

MAKE SURE YOU HAVE DONE THE FOLLOWING.

- **PLACED YOUR AP NUMBER LABEL ON YOUR ANSWER SHEET**
- **WRITTEN AND GRIDDED YOUR AP NUMBER CORRECTLY ON YOUR ANSWER SHEET**
- **TAKEN THE AP EXAM LABEL FROM THE FRONT OF THIS BOOKLET AND PLACED IT ON YOUR ANSWER SHEET**

Unauthorized copying or reuse of any part of this page is illegal.

AP® Physics C: Electricity and Magnetism Exam

SECTION II: Free Response

2017

DO NOT OPEN THIS BOOKLET UNTIL YOU ARE TOLD TO DO SO.

At a Glance

Total Time
45 minutes
Number of Questions
3
Percent of Total Score
50%
Writing Instrument
Either pencil or pen with black or dark blue ink
Electronic Device
Calculator allowed
Weight
The questions are weighted equally.

IMPORTANT Identification Information

PLEASE PRINT WITH PEN:

1. First two letters of your last name ☐☐
   First letter of your first name ☐
2. Date of birth
   ☐☐ Month ☐☐ Day ☐☐☐☐ Year
3. Six-digit school code
   ☐☐☐☐☐☐
4. Unless I check the box below, I grant the College Board the unlimited right to use, reproduce, and publish my free-response materials, both written and oral, for educational research and instructional purposes. My name and the name of my school will not be used in any way in connection with my free-response materials. I understand that I am free to mark "No" with no effect on my score or its reporting.
   No, I do not grant the College Board these rights. ☐

Instructions

The questions for Section II are printed in this booklet. You may use any blank space in the booklet for scratch work, but you must write your answers in the spaces provided for each answer. A table of information and lists of equations that may be helpful are in the booklet. Calculators, rulers, and straightedges may be used in this section.

All final numerical answers should include appropriate units. Credit for your work depends on demonstrating that you know which physical principles would be appropriate to apply in a particular situation. Therefore, you should show your work for each part in the space provided after that part. If you need more space, be sure to clearly indicate where you continue your work. Credit will be awarded only for work that is clearly designated as the solution to a specific part of a question. Credit also depends on the quality of your solutions and explanations, so you should show your work.

Write clearly and legibly. Cross out any errors you make; erased or crossed-out work will not be scored. You may lose credit for incorrect work that is not crossed out.

Manage your time carefully. You may proceed freely from one question to the next. You may review your responses if you finish before the end of the exam is announced.

Form I
Form Code 4NBP4-S

82

ADVANCED PLACEMENT PHYSICS C TABLE OF INFORMATION

CONSTANTS AND CONVERSION FACTORS

Proton mass, $m_p = 1.67 \times 10^{-27}$ kg	Electron charge magnitude, $e = 1.60 \times 10^{-19}$ C
Neutron mass, $m_n = 1.67 \times 10^{-27}$ kg	1 electron volt, $1\text{ eV} = 1.60 \times 10^{-19}$ J
Electron mass, $m_e = 9.11 \times 10^{-31}$ kg	Speed of light, $c = 3.00 \times 10^{8}$ m/s
Avogadro's number, $N_0 = 6.02 \times 10^{23}$ mol^{-1}	Universal gravitational constant, $G = 6.67 \times 10^{-11}$ $\left(\text{N}\cdot\text{m}^2\right)/\text{kg}^2$
Universal gas constant, $R = 8.31$ J/(mol·K)	Acceleration due to gravity at Earth's surface, $g = 9.8$ m/s^2
Boltzmann's constant, $k_B = 1.38 \times 10^{-23}$ J/K	

1 unified atomic mass unit, $1\text{ u} = 1.66 \times 10^{-27}\text{ kg} = 931\text{ MeV}/c^2$

Planck's constant, $h = 6.63 \times 10^{-34}\text{ J}\cdot\text{s} = 4.14 \times 10^{-15}\text{ eV}\cdot\text{s}$

$hc = 1.99 \times 10^{-25}\text{ J}\cdot\text{m} = 1.24 \times 10^{3}\text{ eV}\cdot\text{nm}$

Vacuum permittivity, $\varepsilon_0 = 8.85 \times 10^{-12}\ \text{C}^2/\left(\text{N}\cdot\text{m}^2\right)$

Coulomb's law constant, $k = 1/(4\pi\varepsilon_0) = 9.0 \times 10^{9}\ \left(\text{N}\cdot\text{m}^2\right)/\text{C}^2$

Vacuum permeability, $\mu_0 = 4\pi \times 10^{-7}$ (T·m)/A

Magnetic constant, $k' = \mu_0/(4\pi) = 1 \times 10^{-7}$ (T·m)/A

1 atmosphere pressure, $1\text{ atm} = 1.0 \times 10^{5}\ \text{N/m}^2 = 1.0 \times 10^{5}$ Pa

UNIT SYMBOLS								
	meter,	m	mole,	mol	watt,	W	farad,	F
	kilogram,	kg	hertz,	Hz	coulomb,	C	tesla,	T
	second,	s	newton,	N	volt,	V	degree Celsius,	°C
	ampere,	A	pascal,	Pa	ohm,	Ω	electron volt,	eV
	kelvin,	K	joule,	J	henry,	H		

PREFIXES		
Factor	Prefix	Symbol
10^{9}	giga	G
10^{6}	mega	M
10^{3}	kilo	k
10^{-2}	centi	c
10^{-3}	milli	m
10^{-6}	micro	μ
10^{-9}	nano	n
10^{-12}	pico	p

VALUES OF TRIGONOMETRIC FUNCTIONS FOR COMMON ANGLES							
θ	0°	30°	37°	45°	53°	60°	90°
$\sin\theta$	0	1/2	3/5	$\sqrt{2}/2$	4/5	$\sqrt{3}/2$	1
$\cos\theta$	1	$\sqrt{3}/2$	4/5	$\sqrt{2}/2$	3/5	1/2	0
$\tan\theta$	0	$\sqrt{3}/3$	3/4	1	4/3	$\sqrt{3}$	∞

The following assumptions are used in this exam.

I. The frame of reference of any problem is inertial unless otherwise stated.
II. The direction of current is the direction in which positive charges would drift.
III. The electric potential is zero at an infinite distance from an isolated point charge.
IV. All batteries and meters are ideal unless otherwise stated.
V. Edge effects for the electric field of a parallel plate capacitor are negligible unless otherwise stated.

ADVANCED PLACEMENT PHYSICS C EQUATIONS

MECHANICS

$v_x = v_{x0} + a_x t$

$x = x_0 + v_{x0} t + \frac{1}{2} a_x t^2$

$v_x^2 = {v_{x0}}^2 + 2a_x (x - x_0)$

$\vec{a} = \frac{\sum \vec{F}}{m} = \frac{\vec{F}_{net}}{m}$

$\vec{F} = \frac{d\vec{p}}{dt}$

$\vec{J} = \int \vec{F}\, dt = \Delta\vec{p}$

$\vec{p} = m\vec{v}$

$\left|\vec{F}_f\right| \le \mu \left|\vec{F}_N\right|$

$\Delta E = W = \int \vec{F} \bullet d\vec{r}$

$K = \frac{1}{2} m v^2$

$P = \frac{dE}{dt}$

$P = \vec{F} \bullet \vec{v}$

$\Delta U_g = mg\Delta h$

$a_c = \frac{v^2}{r} = \omega^2 r$

$\vec{\tau} = \vec{r} \times \vec{F}$

$\vec{\alpha} = \frac{\sum \vec{\tau}}{I} = \frac{\vec{\tau}_{net}}{I}$

$I = \int r^2 dm = \sum m r^2$

$x_{cm} = \frac{\sum m_i x_i}{\sum m_i}$

$v = r\omega$

$\vec{L} = \vec{r} \times \vec{p} = I\vec{\omega}$

$K = \frac{1}{2} I \omega^2$

$\omega = \omega_0 + \alpha t$

$\theta = \theta_0 + \omega_0 t + \frac{1}{2}\alpha t^2$

a = acceleration
E = energy
F = force
f = frequency
h = height
I = rotational inertia
J = impulse
K = kinetic energy
k = spring constant
ℓ = length
L = angular momentum
m = mass
P = power
p = momentum
r = radius or distance
T = period
t = time
U = potential energy
v = velocity or speed
W = work done on a system
x = position
μ = coefficient of friction
θ = angle
τ = torque
ω = angular speed
α = angular acceleration
ϕ = phase angle

$\vec{F}_s = -k\Delta\vec{x}$

$U_s = \frac{1}{2} k (\Delta x)^2$

$x = x_{\max} \cos(\omega t + \phi)$

$T = \frac{2\pi}{\omega} = \frac{1}{f}$

$T_s = 2\pi\sqrt{\frac{m}{k}}$

$T_p = 2\pi\sqrt{\frac{\ell}{g}}$

$\left|\vec{F}_G\right| = \frac{G m_1 m_2}{r^2}$

$U_G = -\frac{G m_1 m_2}{r}$

ELECTRICITY AND MAGNETISM

$\left|\vec{F}_E\right| = \frac{1}{4\pi\varepsilon_0}\left|\frac{q_1 q_2}{r^2}\right|$

$\vec{E} = \frac{\vec{F}_E}{q}$

$\oint \vec{E} \bullet d\vec{A} = \frac{Q}{\varepsilon_0}$

$E_x = -\frac{dV}{dx}$

$\Delta V = -\int \vec{E} \bullet d\vec{r}$

$V = \frac{1}{4\pi\varepsilon_0} \sum_i \frac{q_i}{r_i}$

$U_E = qV = \frac{1}{4\pi\varepsilon_0}\frac{q_1 q_2}{r}$

$\Delta V = \frac{Q}{C}$

$C = \frac{\kappa \varepsilon_0 A}{d}$

$C_p = \sum_i C_i$

$\frac{1}{C_s} = \sum_i \frac{1}{C_i}$

$I = \frac{dQ}{dt}$

$U_C = \frac{1}{2} Q\Delta V = \frac{1}{2} C (\Delta V)^2$

$R = \frac{\rho\ell}{A}$

$\vec{E} = \rho\vec{J}$

$I = Nev_d A$

$I = \frac{\Delta V}{R}$

$R_s = \sum_i R_i$

$\frac{1}{R_p} = \sum_i \frac{1}{R_i}$

$P = I\Delta V$

A = area
B = magnetic field
C = capacitance
d = distance
E = electric field
ε = emf
F = force
I = current
J = current density
L = inductance
ℓ = length
n = number of loops of wire per unit length
N = number of charge carriers per unit volume
P = power
Q = charge
q = point charge
R = resistance
r = radius or distance
t = time
U = potential or stored energy
V = electric potential
v = velocity or speed
ρ = resistivity
Φ = flux
κ = dielectric constant

$\vec{F}_M = q\vec{v} \times \vec{B}$

$\oint \vec{B} \bullet d\vec{\ell} = \mu_0 I$

$d\vec{B} = \frac{\mu_0}{4\pi}\frac{I\, d\vec{\ell} \times \hat{r}}{r^2}$

$\vec{F} = \int I\, d\vec{\ell} \times \vec{B}$

$B_s = \mu_0 n I$

$\Phi_B = \int \vec{B} \circ d\vec{A}$

$\varepsilon = \oint \vec{E} \bullet d\vec{\ell} = -\frac{d\Phi_B}{dt}$

$\varepsilon = -L\frac{dI}{dt}$

$U_L = \frac{1}{2} L I^2$

ADVANCED PLACEMENT PHYSICS C EQUATIONS

GEOMETRY AND TRIGONOMETRY

Rectangle

$A = bh$

Triangle

$A = \frac{1}{2}bh$

Circle

$A = \pi r^2$

$C = 2\pi r$

$s = r\theta$

Rectangular Solid

$V = \ell wh$

Cylinder

$V = \pi r^2 \ell$

$S = 2\pi r\ell + 2\pi r^2$

Sphere

$V = \frac{4}{3}\pi r^3$

$S = 4\pi r^2$

Right Triangle

$a^2 + b^2 = c^2$

$\sin\theta = \frac{a}{c}$

$\cos\theta = \frac{b}{c}$

$\tan\theta = \frac{a}{b}$

A = area
C = circumference
V = volume
S = surface area
b = base
h = height
ℓ = length
w = width
r = radius
s = arc length
θ = angle

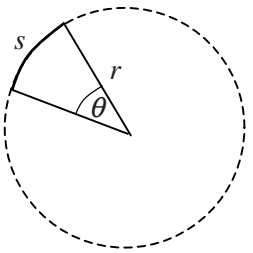

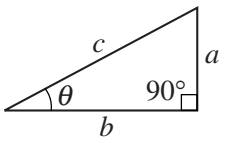

CALCULUS

$$\frac{df}{dx} = \frac{df}{du}\frac{du}{dx}$$

$$\frac{d}{dx}\left(x^n\right) = nx^{n-1}$$

$$\frac{d}{dx}\left(e^{ax}\right) = ae^{ax}$$

$$\frac{d}{dx}(\ln ax) = \frac{1}{x}$$

$$\frac{d}{dx}[\sin(ax)] = a\cos(ax)$$

$$\frac{d}{dx}[\cos(ax)] = -a\sin(ax)$$

$$\int x^n\,dx = \frac{1}{n+1}x^{n+1},\ n \neq -1$$

$$\int e^{ax}\,dx = \frac{1}{a}e^{ax}$$

$$\int \frac{dx}{x+a} = \ln|x+a|$$

$$\int \cos(ax)\,dx = \frac{1}{a}\sin(ax)$$

$$\int \sin(ax)\,dx = -\frac{1}{a}\cos(ax)$$

VECTOR PRODUCTS

$\vec{A}\bullet\vec{B} = AB\cos\theta$

$\left|\vec{A}\times\vec{B}\right| = AB\sin\theta$

PHYSICS C: ELECTRICITY AND MAGNETISM

SECTION II

Time—45 minutes

3 Questions

Directions: Answer all three questions. The suggested time is about 15 minutes for answering each of the questions, which are worth 15 points each. The parts within a question may not have equal weight. Show all your work in this booklet in the spaces provided after each part.

1. The electric potential in a region of space as a function of position x is given by the equation $V(x) = \alpha x^2 + \beta x - \gamma$, where $\alpha = 2\ \text{V/m}^2$, $\beta = 7\ \text{V/m}$, and $\gamma = 15\ \text{V}$. All nonelectrical forces are negligible.

   (a) An electron starts at rest at $x = 0$ and travels to $x = 20$ m.

   i. Calculate the magnitude of the work done on the electron by the electric field during this process.

   ii. Calculate the speed of the electron at $x = 20$ m.

   (b) Derive an equation for the x-component of the electric field as a function of position x.

   (c)

   i. On the axes below, sketch a graph of the acceleration of the electron a as a function of position x.



Unauthorized copying or reuse of any part of this page is illegal.

GO ON TO THE NEXT PAGE.

ii. On the axes below, sketch a graph of the kinetic energy of the electron K as a function of position x.



(d) At which of the following locations will an electron that is released from rest move in the negative x direction? Check all that apply.

____ $x = -2$ m ____ $x = +1$ m ____ $x = +3$ m

Justify your answer.

(e) A charged object, generating its own electric field given by $E(x) = 7\ \text{V/m}$, is introduced in the region. What is the potential difference from $x = 0$ m to $x = 20$ m caused by the combination of the original electrical potential and the electric field of the charged object?

Unauthorized copying or reuse of any part of this page is illegal.

GO ON TO THE NEXT PAGE.

2. A student is to design a circuit using a battery $\mathcal{E}$ with negligible internal resistance, two uncharged capacitors C_1 and C_2, a resistor *R*, and a switch *S*. The circuit should be set up so that when the switch is in one position, the battery will only charge capacitor C_1, and when in the second position, capacitor C_1 will discharge through capacitor C_2 and resistor *R*.

(a) Using the components shown below, draw a circuit diagram that represents a single circuit that will satisfy the criteria outlined above.

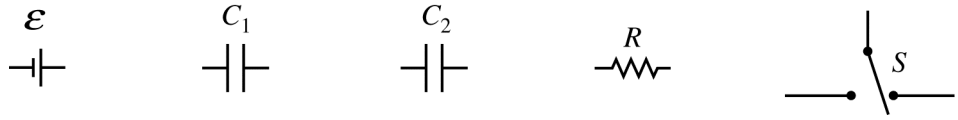

The switch *S* is initially in position to fully charge capacitor C_1. At time $t = 0$, the switch is moved to the second position. The charge as a function of time for both capacitors after the switch is moved is plotted on the graph below.

(b) Label each box to indicate which graph corresponds to C_1 and C_2.

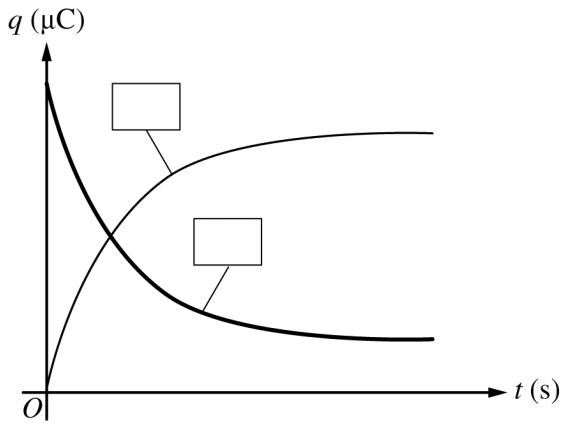

Unauthorized copying or reuse of any part of this page is illegal.

GO ON TO THE NEXT PAGE.

The components of the circuit have the following values: $R = 1000\ \Omega$, $C_1 = 2.0\ \mu\text{F}$, $C_2 = 6.0\ \mu\text{F}$, $\varepsilon = 12\ \text{V}$.

(c) Calculate the following for a long time after the switch has been moved to the second position.

i. The charges q_1 and q_2 stored on capacitors C_1 and C_2, respectively

ii. The potential differences V_1 and V_2 across the capacitors C_1 and C_2, respectively

(d) Calculate the total energy dissipated in resistor *R* during the time capacitor C_1 discharges.

(e)

i. Write, but do NOT solve, a differential equation that could be used to determine the time constant associated with the discharge of C_1.

ii. Calculate the time constant associated with the discharge of C_1.

Unauthorized copying or reuse of any part of this page is illegal.

GO ON TO THE NEXT PAGE.

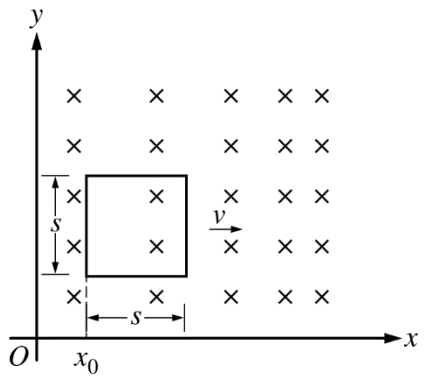

3. A square loop of conducting wire with resistance R and with sides of length s is located in the xy-plane. The loop is being pushed at constant speed v by an external force of magnitude F_{ext} in the $+x$-direction through a region with a magnetic field that is directed perpendicular to the xy-plane into the page, as shown in the figure above. The magnitude of the magnetic field as a function of position x is given by the equation $B(x) = cx + B_0$, where x is in meters, c is a positive constant in $\mathrm{T/m}$, and B_0 is a positive constant in teslas. The effects of gravity are negligible.

   (a) Derive an expression for the magnetic flux through the loop when the left side of the loop is at position $x = x_0$. Express your answer in terms of s, c, B_0, x_0, and physical constants, as appropriate.

   (b) Derive an expression for the magnitude of the induced current in the loop, if any. Express your answer in terms of R, s, v, c, B_0, x, and physical constants, as appropriate.

Unauthorized copying or reuse of any part of this page is illegal.

GO ON TO THE NEXT PAGE.

(c) Is the induced current in the loop clockwise, counterclockwise, or zero?

____ Clockwise ____ Counterclockwise ____ Zero

Justify your answer.

(d) When the left side of the loop is at position $x = x_0$ and moving with constant speed v, what is the direction of the net magnetic force, if any, on the loop?

____ Toward the top of the page ____ Out of the page ____ Left

____ Toward the bottom of the page ____ Into the page ____ Right

____ Undefined, because the net magnetic force on the loop is zero.

Justify your answer.

(e) Derive an expression for the magnitude of the external force F_{ext} exerted on the loop to keep it moving at a constant speed when the loop is at position $x = x_0$. Express your answer in terms of R, s, v, c, B_0, x_0, and physical constants, as appropriate.

(f) Rank, with 1 being the largest, the magnitude of the magnetic force on the four sides of the loop. If two sides have the same magnetic force, give them the same numerical ranking.

____ Left _____ Right _____ Top ____ Bottom

Unauthorized copying or reuse of any part of this page is illegal.

GO ON TO THE NEXT PAGE.

THIS PAGE MAY BE USED FOR SCRATCH WORK.

STOP

END OF EXAM

THE FOLLOWING INSTRUCTIONS APPLY TO THE COVERS OF THE SECTION II BOOKLET.

- **MAKE SURE YOU HAVE COMPLETED THE IDENTIFICATION INFORMATION AS REQUESTED ON THE FRONT AND BACK COVERS OF THE SECTION II BOOKLET.**
- **CHECK TO SEE THAT YOUR AP NUMBER LABEL APPEARS IN THE BOX ON THE COVER.**
- **MAKE SURE YOU HAVE USED THE SAME SET OF AP NUMBER LABELS ON ALL AP EXAMS YOU HAVE TAKEN THIS YEAR.**